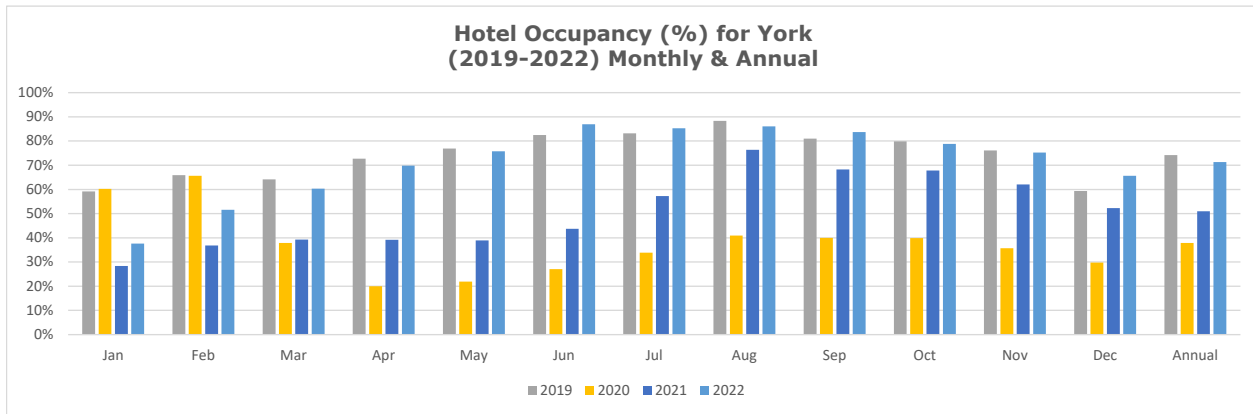


# Hotel Stats in YORK 2019 - 2022



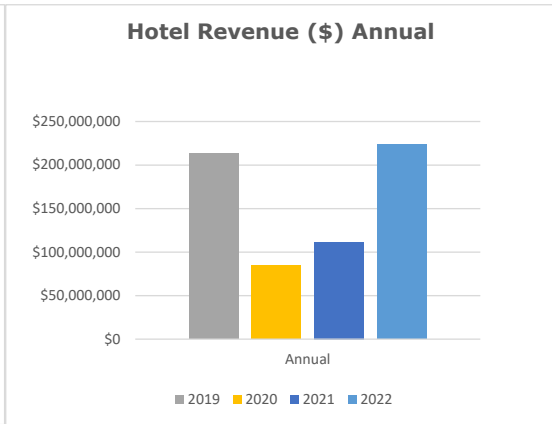
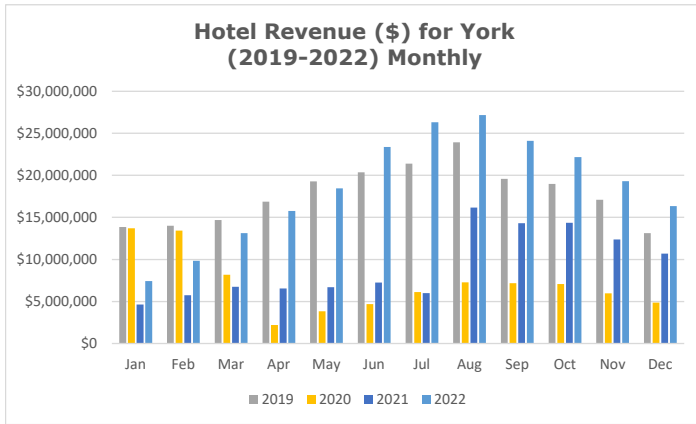
| Date          | Occupancy %  |              |              |              |
|---------------|--------------|--------------|--------------|--------------|
|               | 2019         | 2020         | 2021         | 2022         |
| Jan           | 59.2%        | 60.2%        | 28.4%        | 37.6%        |
| Feb           | 65.9%        | 65.6%        | 36.8%        | 51.6%        |
| Mar           | 64.2%        | 37.9%        | 39.3%        | 60.3%        |
| Apr           | 72.7%        | 20.0%        | 39.2%        | 69.8%        |
| May           | 76.9%        | 21.9%        | 38.9%        | 75.8%        |
| Jun           | 82.5%        | 27.1%        | 43.7%        | 86.9%        |
| Jul           | 83.2%        | 33.9%        | 57.3%        | 85.3%        |
| Aug           | 88.3%        | 40.9%        | 76.4%        | 86.1%        |
| Sep           | 81.0%        | 40.0%        | 68.3%        | 83.7%        |
| Oct           | 79.9%        | 39.9%        | 67.8%        | 78.8%        |
| Nov           | 76.1%        | 35.7%        | 62.1%        | 75.2%        |
| Dec           | 59.4%        | 29.8%        | 52.3%        | 65.6%        |
| <b>Annual</b> | <b>74.2%</b> | <b>37.9%</b> | <b>51.0%</b> | <b>71.3%</b> |



# Hotel Stats in YORK 2019 - 2022



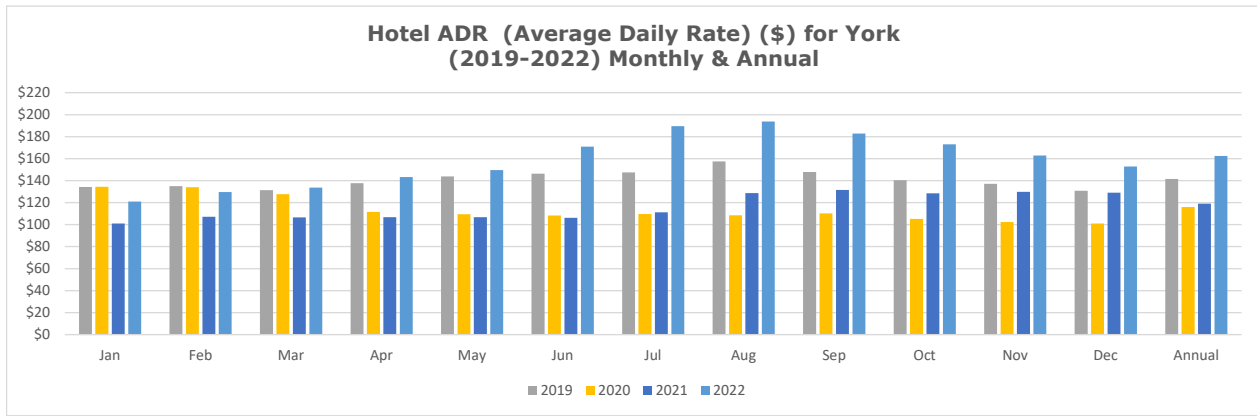
| Date          | Revenue \$           |                     |                      |                      |
|---------------|----------------------|---------------------|----------------------|----------------------|
|               | 2019                 | 2020                | 2021                 | 2022                 |
| Jan           | \$13,862,896         | \$13,695,876        | \$4,629,739          | \$7,415,237          |
| Feb           | \$13,997,425         | \$13,425,590        | \$5,743,714          | \$9,830,351          |
| Mar           | \$14,694,839         | \$8,183,507         | \$6,752,673          | \$13,124,940         |
| Apr           | \$16,878,763         | \$2,203,037         | \$6,538,965          | \$15,754,781         |
| May           | \$19,295,063         | \$3,828,948         | \$6,690,868          | \$18,453,560         |
| Jun           | \$20,361,970         | \$4,678,916         | \$7,254,031          | \$23,386,726         |
| Jul           | \$21,402,638         | \$6,111,010         | \$5,998,605          | \$26,310,659         |
| Aug           | \$23,940,663         | \$7,283,438         | \$16,173,931         | \$27,167,288         |
| Sep           | \$19,581,344         | \$7,179,867         | \$14,304,695         | \$24,103,015         |
| Oct           | \$18,985,988         | \$7,066,862         | \$14,351,595         | \$22,182,014         |
| Nov           | \$17,086,803         | \$5,955,710         | \$12,363,687         | \$19,311,538         |
| Dec           | \$13,128,856         | \$4,851,790         | \$10,687,877         | \$16,337,142         |
| <b>Annual</b> | <b>\$213,217,248</b> | <b>\$84,464,551</b> | <b>\$111,490,380</b> | <b>\$223,377,251</b> |



# Hotel Stats in YORK 2019 - 2022



| Date          | ADR (Average Daily Rate) \$ |                 |                 |                 |
|---------------|-----------------------------|-----------------|-----------------|-----------------|
|               | 2019                        | 2020            | 2021            | 2022            |
| Jan           | \$134.24                    | \$134.46        | \$100.97        | \$121.02        |
| Feb           | \$134.92                    | \$134.06        | \$107.20        | \$129.67        |
| Mar           | \$131.34                    | \$127.73        | \$106.56        | \$133.61        |
| Apr           | \$137.60                    | \$111.62        | \$106.82        | \$143.26        |
| May           | \$143.84                    | \$109.45        | \$106.74        | \$149.63        |
| Jun           | \$146.33                    | \$108.32        | \$106.25        | \$170.88        |
| Jul           | \$147.47                    | \$109.63        | \$111.18        | \$189.53        |
| Aug           | \$157.44                    | \$108.58        | \$128.57        | \$193.79        |
| Sep           | \$147.81                    | \$110.14        | \$131.47        | \$182.80        |
| Oct           | \$140.45                    | \$105.21        | \$128.52        | \$172.93        |
| Nov           | \$137.16                    | \$102.36        | \$129.87        | \$162.94        |
| Dec           | \$130.80                    | \$100.94        | \$128.98        | \$152.91        |
| <b>Annual</b> | <b>\$141.47</b>             | <b>\$116.06</b> | <b>\$119.14</b> | <b>\$162.54</b> |



# Hotel Stats in YORK 2019 - 2022



| Date   | RevPar (Revenue Per Available Room) \$ |         |         |          |
|--------|--|---------|---------|----------|
|        | 2019                                   | 2020    | 2021    | 2022     |
| Jan    | \$79.51                                | \$80.99 | \$28.70 | \$45.55  |
| Feb    | \$88.89                                | \$87.88 | \$39.43 | \$66.86  |
| Mar    | \$84.29                                | \$48.38 | \$41.87 | \$80.63  |
| Apr    | \$100.04                               | \$22.35 | \$41.89 | \$100.01 |
| May    | \$110.67                               | \$23.95 | \$41.48 | \$113.36 |
| Jun    | \$120.68                               | \$29.36 | \$46.47 | \$148.46 |
| Jul    | \$122.76                               | \$37.11 | \$63.69 | \$161.63 |
| Aug    | \$139.10                               | \$44.40 | \$98.24 | \$166.89 |
| Sep    | \$119.65                               | \$44.03 | \$89.78 | \$153.01 |
| Oct    | \$112.27                               | \$41.94 | \$87.17 | \$136.27 |
| Nov    | \$104.41                               | \$36.52 | \$80.70 | \$122.59 |
| Dec    | \$77.64                                | \$30.08 | \$67.51 | \$100.36 |
| Annual | \$104.94                               | \$43.95 | \$60.73 | \$115.87 |

