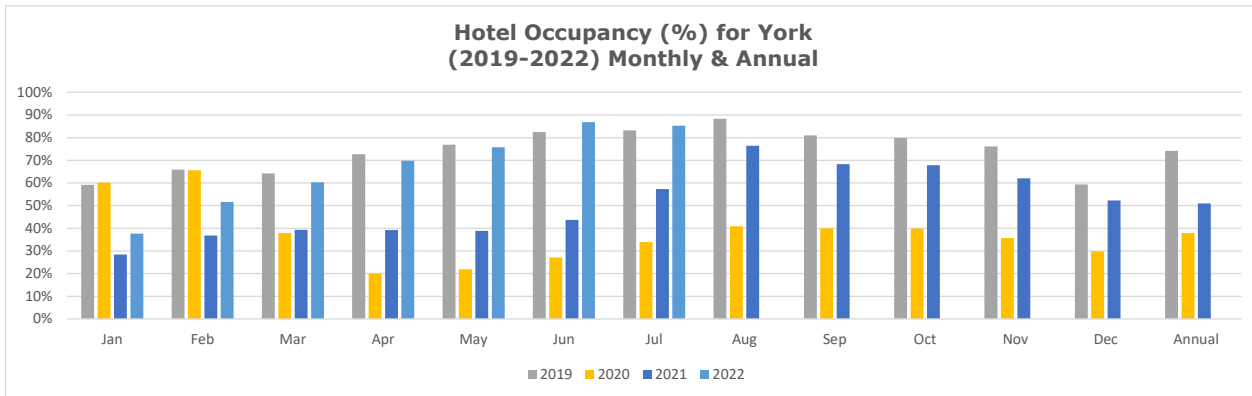


# Hotel Stats in YORK 2019 - 2022



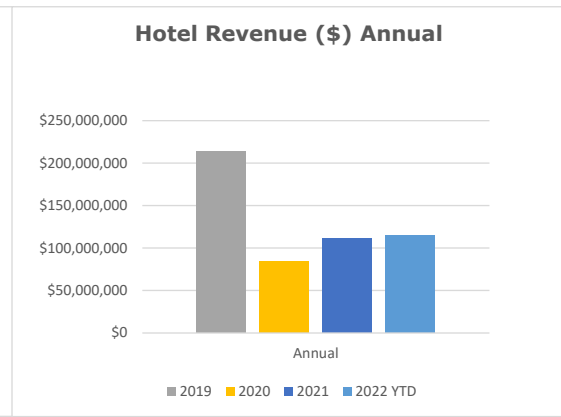
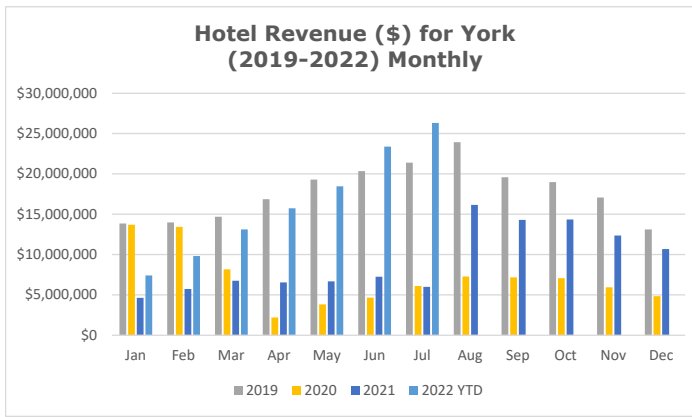
Date	Occupancy %			
	2019	2020	2021	2022
Jan	59.2%	60.2%	28.4%	37.6%
Feb	65.9%	65.6%	36.8%	51.6%
Mar	64.2%	37.9%	39.3%	60.3%
Apr	72.7%	20.0%	39.2%	69.8%
May	76.9%	21.9%	38.9%	75.8%
Jun	82.5%	27.1%	43.7%	86.9%
Jul	83.2%	33.9%	57.3%	85.3%
Aug	88.3%	40.9%	76.4%	
Sep	81.0%	40.0%	68.3%	
Oct	79.9%	39.9%	67.8%	
Nov	76.1%	35.7%	62.1%	
Dec	59.4%	29.8%	52.3%	
Annual	74.2%	37.9%	51.0%	



# Hotel Stats in YORK 2019 - 2022



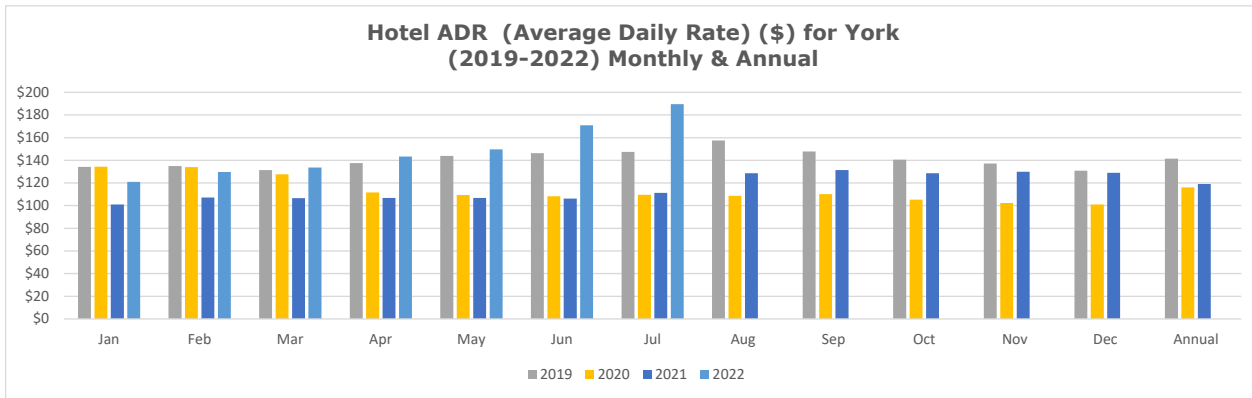
Date	Revenue \$			
	2019	2020	2021	2022 YTD
Jan	\$13,862,896	\$13,695,876	\$4,629,739	\$7,415,237
Feb	\$13,997,425	\$13,425,590	\$5,743,714	\$9,830,351
Mar	\$14,694,839	\$8,183,507	\$6,752,673	\$13,124,940
Apr	\$16,878,763	\$2,203,037	\$6,538,965	\$15,754,781
May	\$19,295,063	\$3,828,948	\$6,690,868	\$18,453,560
Jun	\$20,361,970	\$4,678,916	\$7,254,031	\$23,386,726
Jul	\$21,402,638	\$6,111,010	\$5,998,605	\$26,310,659
Aug	\$23,940,663	\$7,283,438	\$16,173,931	
Sep	\$19,581,344	\$7,179,867	\$14,304,695	
Oct	\$18,985,988	\$7,066,862	\$14,351,595	
Nov	\$17,086,803	\$5,955,710	\$12,363,687	
Dec	\$13,128,856	\$4,851,790	\$10,687,877	
<b>Annual</b>	<b>\$213,217,248</b>	<b>\$84,464,551</b>	<b>\$111,490,380</b>	<b>\$114,276,254</b>



# Hotel Stats in YORK 2019 - 2022



Date	ADR (Average Daily Rate) \$			
	2019	2020	2021	2022
Jan	\$134.24	\$134.46	\$100.97	\$121.02
Feb	\$134.92	\$134.06	\$107.20	\$129.67
Mar	\$131.34	\$127.73	\$106.56	\$133.61
Apr	\$137.60	\$111.62	\$106.82	\$143.26
May	\$143.84	\$109.45	\$106.74	\$149.63
Jun	\$146.33	\$108.32	\$106.25	\$170.88
Jul	\$147.47	\$109.63	\$111.18	\$189.53
Aug	\$157.44	\$108.58	\$128.57	
Sep	\$147.81	\$110.14	\$131.47	
Oct	\$140.45	\$105.21	\$128.52	
Nov	\$137.16	\$102.36	\$129.87	
Dec	\$130.80	\$100.94	\$128.98	
Annual	\$141.47	\$116.06	\$119.14	



# Hotel Stats in YORK 2019 - 2022



Date	RevPar (Revenue Per Available Room) \$			
	2019	2020	2021	2022
Jan	\$79.51	\$80.99	\$28.70	\$45.55
Feb	\$88.89	\$87.88	\$39.43	\$66.86
Mar	\$84.29	\$48.38	\$41.87	\$80.63
Apr	\$100.04	\$22.35	\$41.89	\$100.01
May	\$110.67	\$23.95	\$41.48	\$113.36
Jun	\$120.68	\$29.36	\$46.47	\$148.46
Jul	\$122.76	\$37.11	\$63.69	\$161.63
Aug	\$139.10	\$44.40	\$98.24	
Sep	\$119.65	\$44.03	\$89.78	
Oct	\$112.27	\$41.94	\$87.17	
Nov	\$104.41	\$36.52	\$80.70	
Dec	\$77.64	\$30.08	\$67.51	
Annual	\$104.94	\$43.95	\$60.73	

