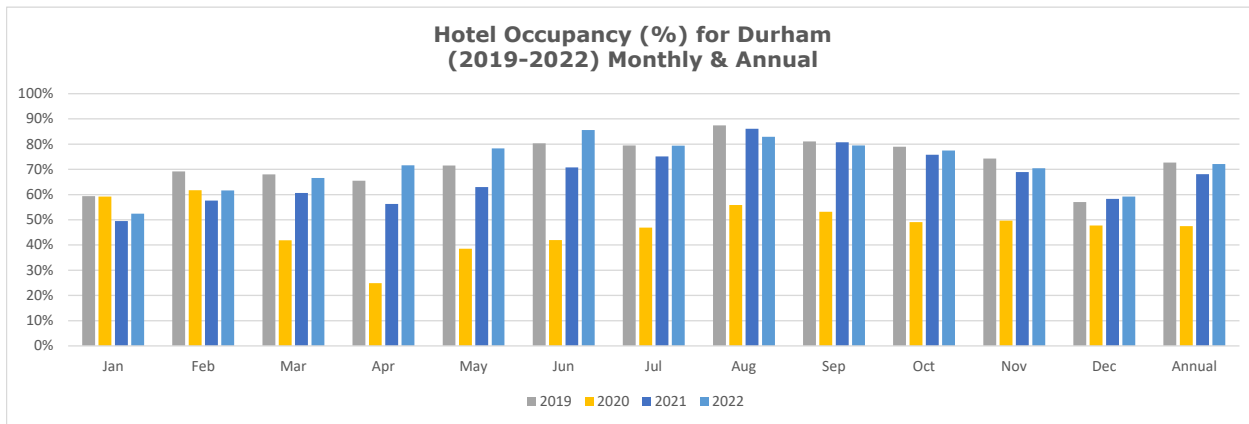


# Hotel Stats in DURHAM 2019 - 2022



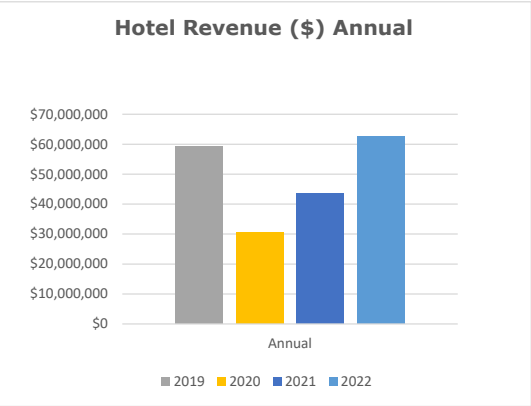
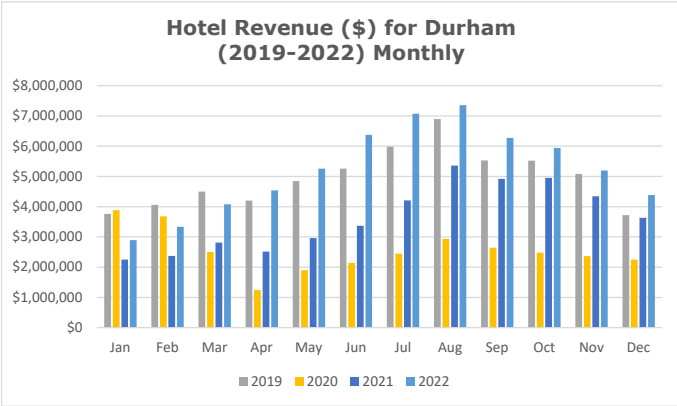
Date	Occupancy %			
	2019	2020	2021	2022
Jan	59.4%	59.2%	49.5%	52.4%
Feb	69.2%	61.7%	57.6%	61.6%
Mar	68.0%	41.9%	60.6%	66.6%
Apr	65.5%	24.9%	56.3%	71.6%
May	71.5%	38.5%	63.0%	78.3%
Jun	80.3%	42.0%	70.8%	85.6%
Jul	79.5%	46.9%	75.1%	79.4%
Aug	87.4%	55.9%	86.1%	82.9%
Sep	81.1%	53.2%	80.7%	79.5%
Oct	79.0%	49.1%	75.8%	77.5%
Nov	74.3%	49.7%	68.9%	70.4%
Dec	57.0%	47.7%	58.3%	59.2%
Annual	72.7%	47.5%	68.1%	72.1%



# Hotel Stats in DURHAM 2019 - 2022



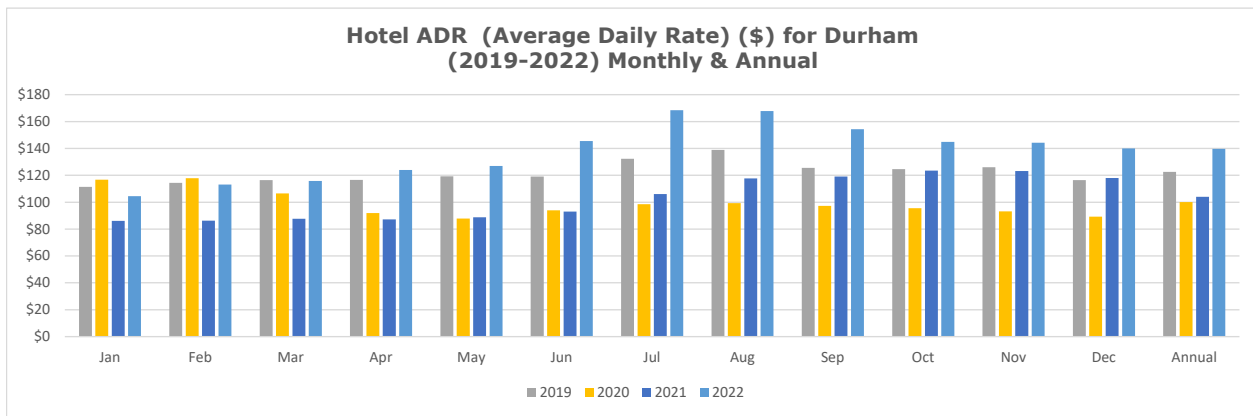
Date	Revenue \$			
	2019	2020	2021	2022
Jan	\$3,761,290	\$3,880,970	\$2,250,364	\$2,894,872
Feb	\$4,061,504	\$3,678,274	\$2,372,312	\$3,330,620
Mar	\$4,501,531	\$2,500,773	\$2,812,289	\$4,080,030
Apr	\$4,200,860	\$1,241,069	\$2,511,320	\$4,540,075
May	\$4,844,419	\$1,898,441	\$2,958,461	\$5,256,202
Jun	\$5,255,947	\$2,140,905	\$3,370,231	\$6,375,928
Jul	\$5,980,730	\$2,444,736	\$4,209,507	\$7,072,067
Aug	\$6,898,631	\$2,934,054	\$5,359,464	\$7,357,831
Sep	\$5,526,672	\$2,644,757	\$4,915,733	\$6,272,757
Oct	\$5,518,680	\$2,478,429	\$4,950,940	\$5,939,147
Nov	\$5,081,949	\$2,367,896	\$4,344,733	\$5,199,452
Dec	\$3,719,050	\$2,252,614	\$3,633,707	\$4,384,822
<b>Annual</b>	<b>\$59,351,263</b>	<b>\$30,462,918</b>	<b>\$43,689,061</b>	<b>\$62,703,803</b>



# Hotel Stats in DURHAM 2019 - 2022



Date	ADR (Average Daily Rate) \$			
	2019	2020	2021	2022
Jan	\$111.33	\$116.81	\$86.08	\$104.44
Feb	\$114.34	\$117.78	\$86.33	\$113.12
Mar	\$116.48	\$106.58	\$87.75	\$115.80
Apr	\$116.60	\$91.91	\$87.23	\$123.92
May	\$119.20	\$87.90	\$88.84	\$126.92
Jun	\$119.02	\$93.96	\$92.98	\$145.46
Jul	\$132.37	\$98.44	\$106.05	\$168.40
Aug	\$138.89	\$99.23	\$117.73	\$167.74
Sep	\$125.59	\$97.22	\$119.08	\$154.25
Oct	\$124.59	\$95.46	\$123.48	\$144.89
Nov	\$126.02	\$93.24	\$123.26	\$144.31
Dec	\$116.41	\$89.28	\$117.93	\$139.94
Annual	\$122.59	\$100.08	\$103.94	\$139.61



# Hotel Stats in DURHAM 2019 - 2022



Date	RevPar (Revenue Per Available Room) \$			
	2019	2020	2021	2022
Jan	\$66.16	\$69.21	\$42.58	\$54.74
Feb	\$79.09	\$72.62	\$49.69	\$69.72
Mar	\$79.18	\$44.59	\$53.21	\$77.15
Apr	\$76.39	\$22.87	\$49.10	\$88.71
May	\$85.25	\$33.85	\$55.97	\$99.39
Jun	\$95.58	\$39.45	\$65.85	\$124.58
Jul	\$105.25	\$46.15	\$79.60	\$133.72
Aug	\$121.41	\$55.51	\$101.34	\$139.13
Sep	\$101.84	\$51.71	\$96.05	\$122.56
Oct	\$98.41	\$46.89	\$93.62	\$112.30
Nov	\$93.64	\$46.29	\$84.89	\$101.59
Dec	\$66.32	\$42.62	\$68.71	\$82.91
Annual	\$89.09	\$47.56	\$70.82	\$100.73

