



CENTRAL COUNTIES TOURISM

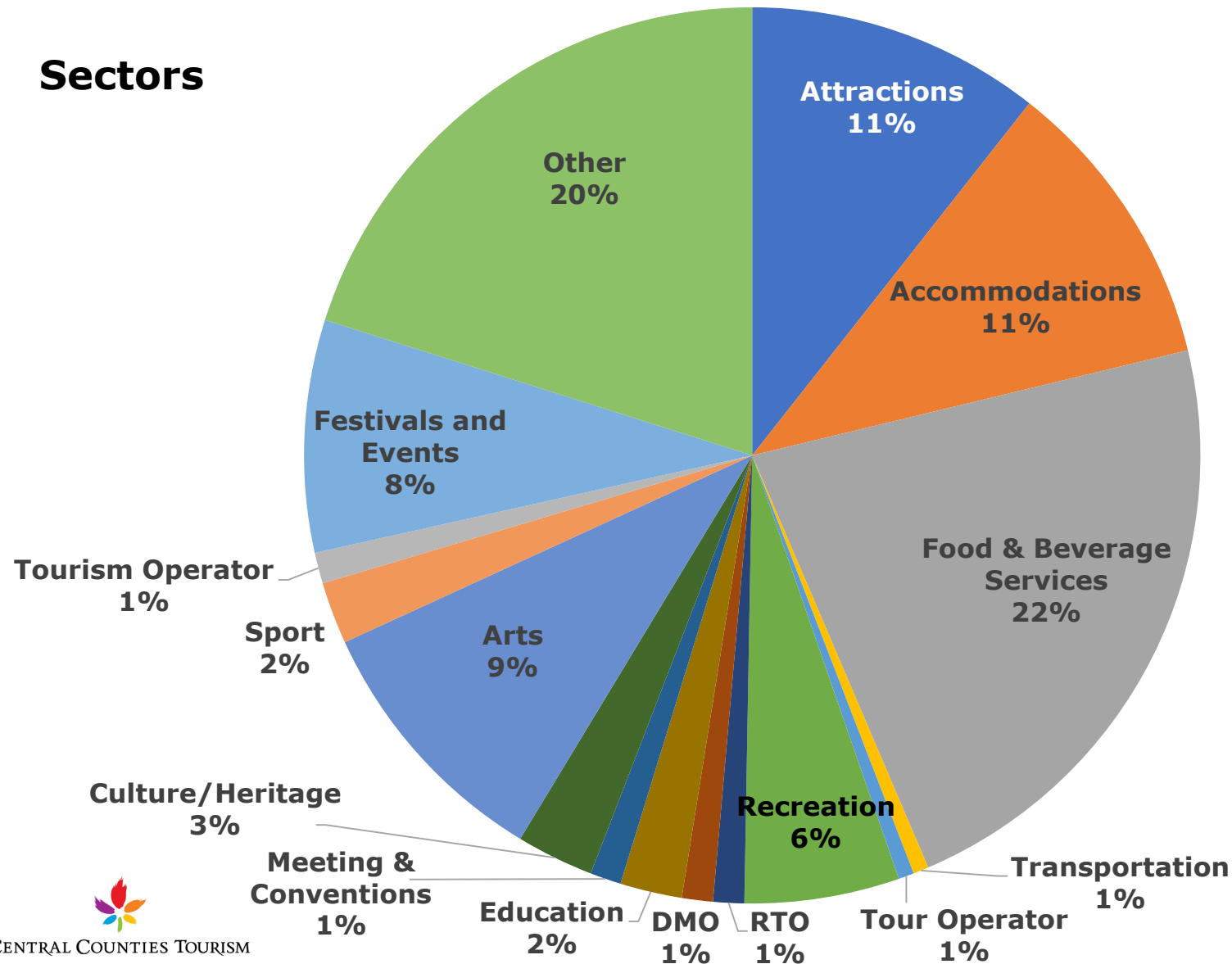


Regional Tourism Organization 6
Covid-19 Survey 2 Results
March 17-23 2020

Which sector do you operate in?

180 Completed Surveys

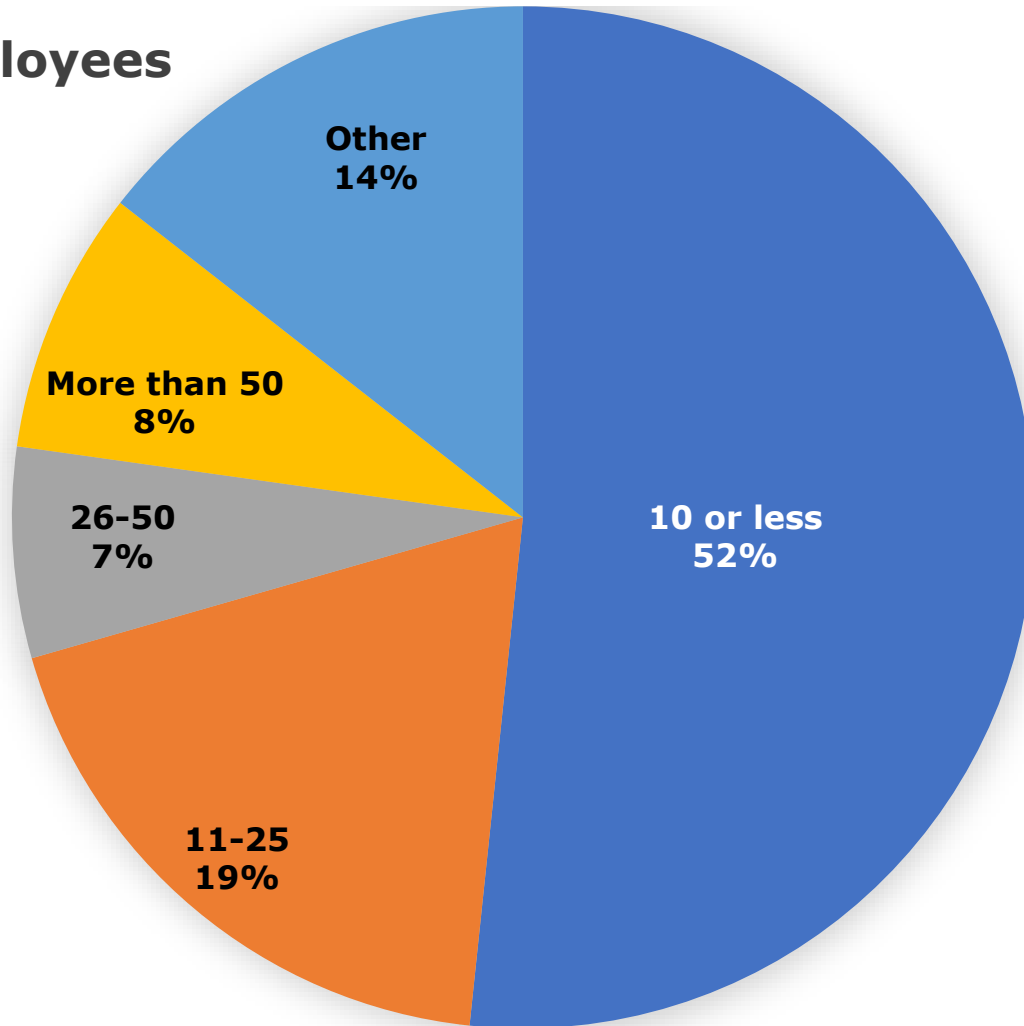
Sectors



Sectors	Value	%
Food & Beverage	40	22.35%
Attractions	19	10.61%
Accommodation	19	10.61%
Arts	17	9.50%
Festivals & Events	15	8.38%
Recreation	10	5.59%
Culture & Heritage	5	2.79%
Education	4	2.23%
Sport	4	2.23%
Regional Tourism Organization	2	1.12%
Destination Marketing Organization	2	1.12%
Meetings & Conventions	2	1.12%
Tourism Operator	2	1.12%
Transportation	1	0.56%
Tour Operator	1	0.56%
Sector Association	0	0.00%
Film	0	0.00%
Other	36	20.11%

How many employees does your business have?

Number of Employees

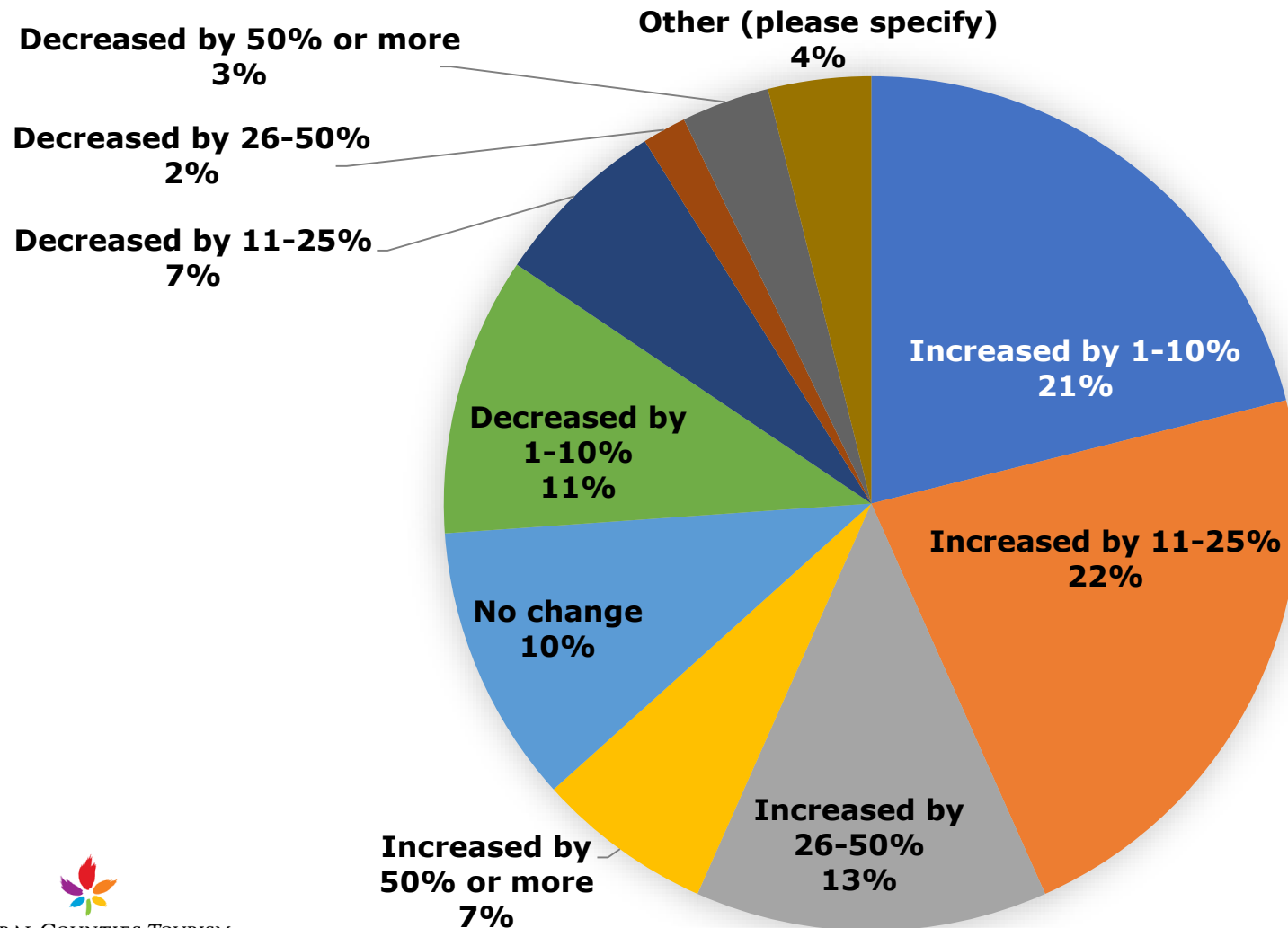


Number of Employees?	Value	%
10 or less	93	51.67%
11-26	34	18.89%
26-50	12	6.67%
More than 50	15	8.33%
Other	26	14.44%



How much did your business sales/revenue grow or decline between 2019 vs. 2018?

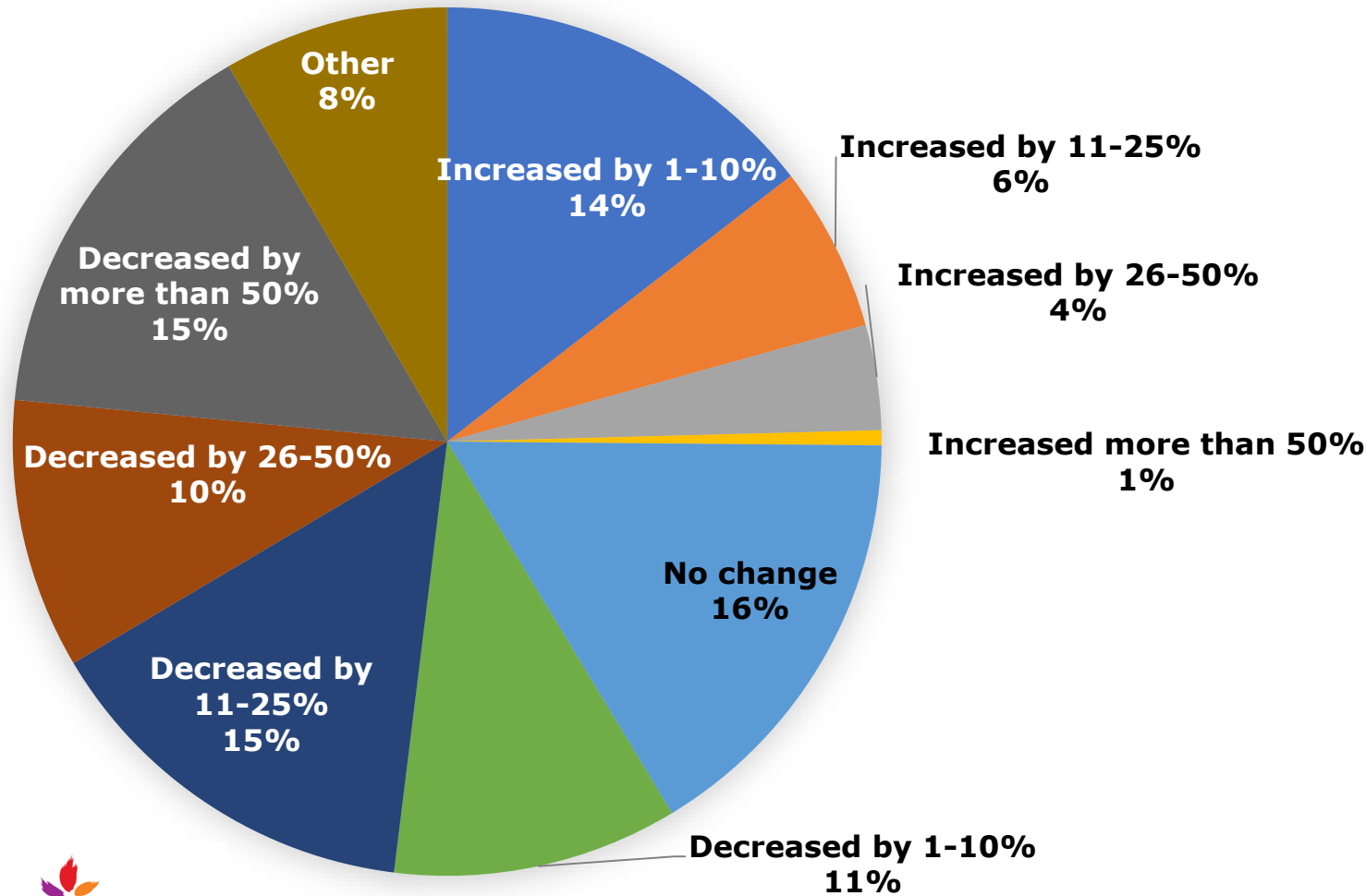
Sales growth/decline



Sales Increase/Decrease	Value	%
Increased by 1-10%	38	21.11%
Increased by 11-25%	40	22.22%
Increased by 26-50%	24	13.33%
Increased by 50% or more	12	6.67%
No change	19	10.56%
Decreased by 1-10%	19	10.56%
Decreased by 11-25%	12	6.67%
Decreased by 26-50%	3	1.67%
Decreased by 50% or more	6	3.33%
Other	7	3.89%

What do your sales look like in the first three months of 2020?

Sales in 2020 Q1

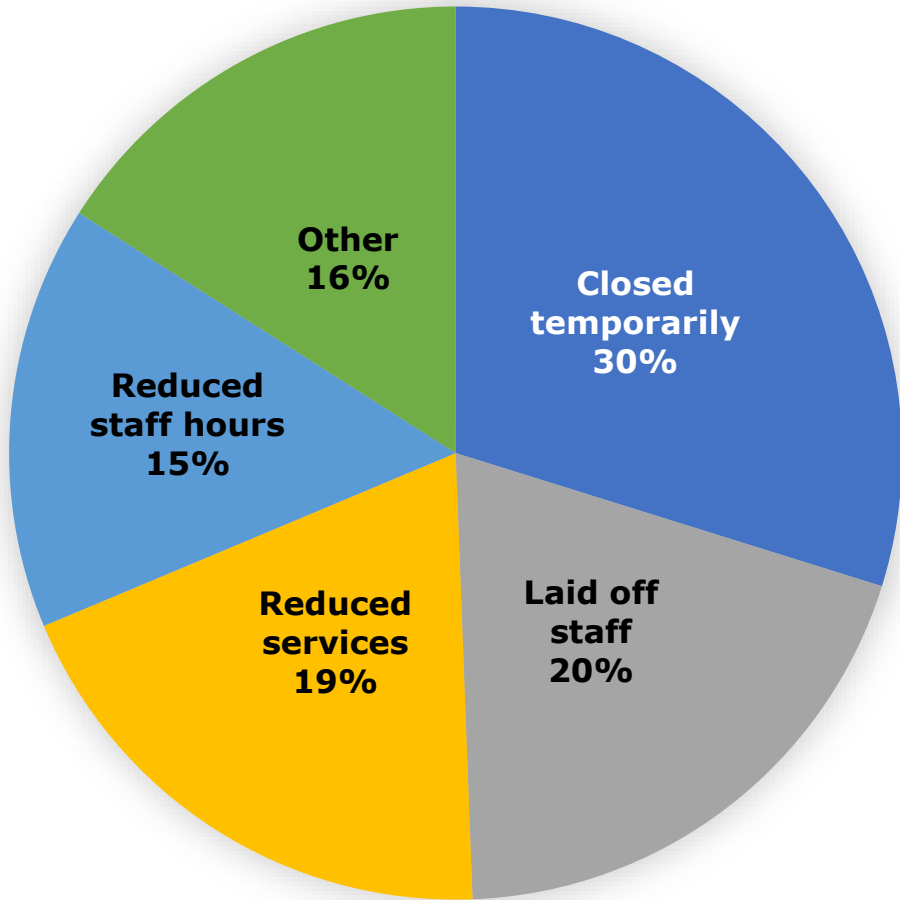


Sales Increase/Decrease	Value	%
Increased by 1-10%	26	14.53%
Increased by 11-25%	11	6.15%
Increased by 26-50%	7	3.91%
Increased by 50% or more	1	0.56%
No change	29	16.20%
Decreased by 1-10%	19	10.61%
Decreased by 11-25%	26	14.53%
Decreased by 26-50%	18	10.06%
Decreased by 50% or more	27	15.08%
Other	15	8.38%



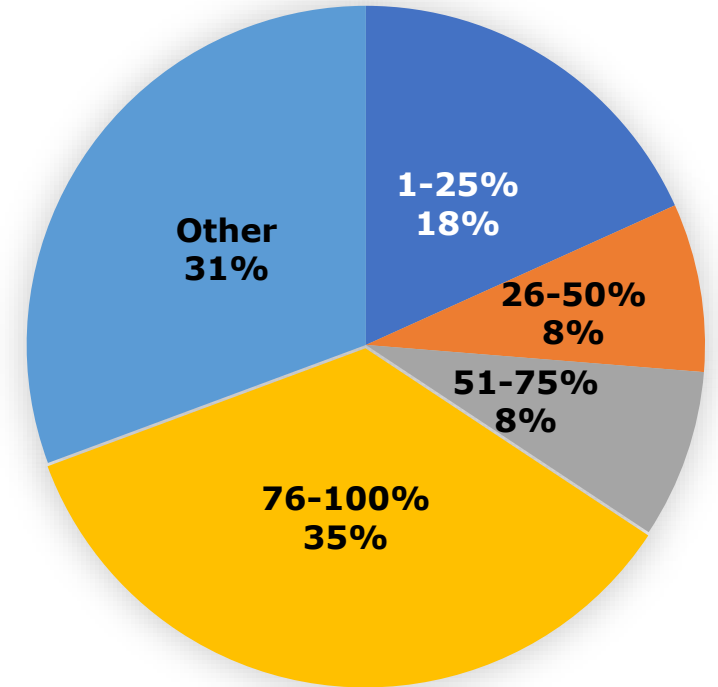
What actions have you taken as a result of COVID-19?

Actions as a Result of COVID-19



What Actions have you taken as a result of COVID-19? Select all that Apply	Value	%
Closed temporarily	99	29.82%
Laid off staff	65	19.58%
Reduced services	64	19.28%
Reduced staff hours	51	15.36%
Other	53	15.96%
Closed permanently	0	0.00%

If you answered 'Yes' to Employee layoffs

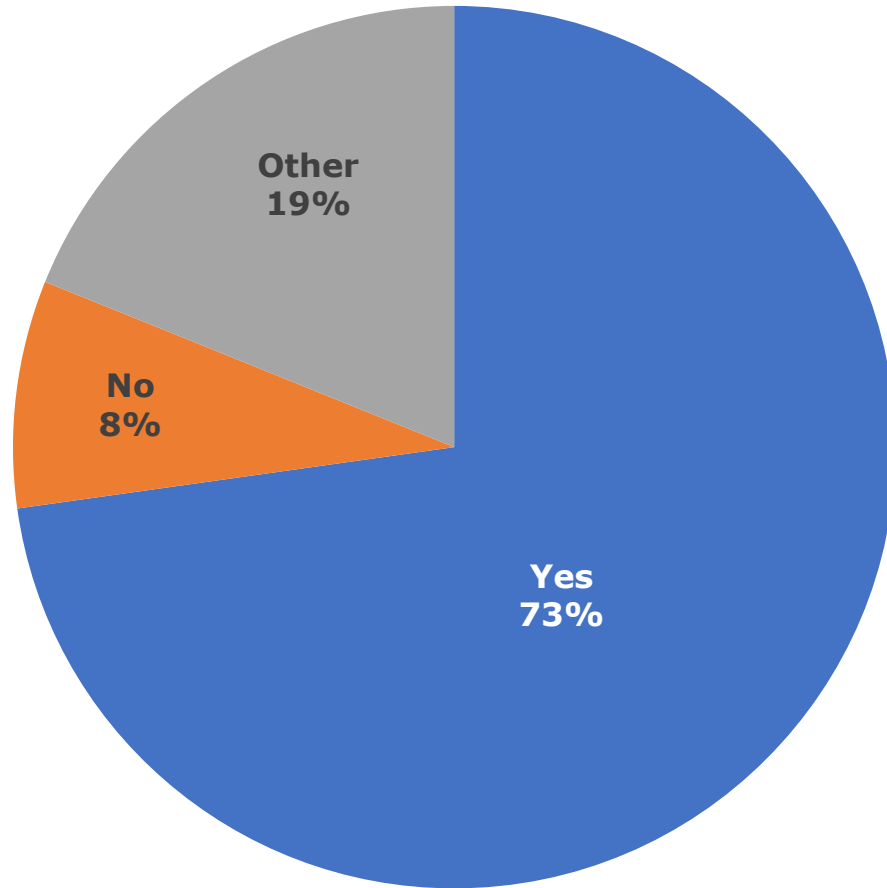


If you answered Yes...	Value	%
1-25%	25	18.25%
26-50%	11	8.03%
51-75%	11	8.03%
76-100%	48	35.04%
Other	42	30.66%



Do you require financial assistance from the Government to keep your business viable?

Financial Assistance



Do you require assistance?	Value	%
Yes	131	72.78%
No	15	8.33%
Other	34	18.89%



Looking ahead at the next three months, please indicate the risks your business is facing?

Risks in the next 3 months

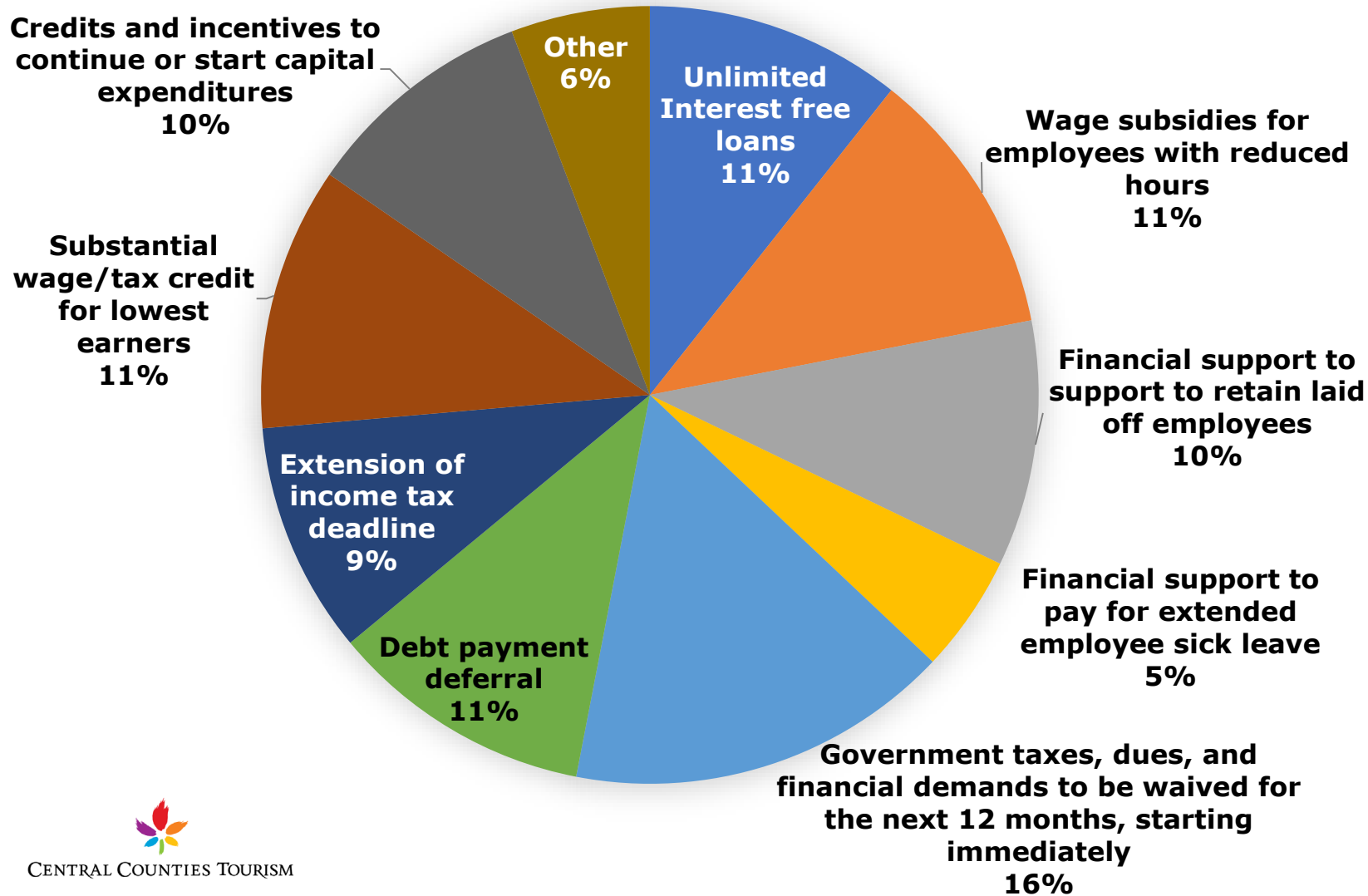


Risks in the next 3 months? Select all that Apply	Value	%
Employee Lay offs	87	20.33%
Closing your business temporarily	99	23.13%
Closing your business permanently	59	13.79%
Unable to pay staff wages	88	20.56%
Unable to pay staff sick leave	42	9.81%
Other	53	12.38%



What type of Financial Assistance/Stimulus do you require?

Financial Assistance/Stimulus Required



Kinds of Financial Support? Select all that Apply	Value	%
Unlimited Interest free loans	72	10.67%
Wage subsidies for employees with reduced hours	76	11.26%
Financial support to support to retain laid off employees	69	10.22%
Financial support to pay for extended employee sick leave	33	4.89%
Government taxes, dues, and financial demands to be waived for the next 12 months, starting immediately	108	16.00%
Debt payment deferral	74	10.96%
Extension of income tax deadline	65	9.63%
Substantial wage/tax credit for lowest earners	74	10.96%
Credits and incentives to continue or start capital expenditures	65	9.63%
Other	39	5.78%