



CENTRAL COUNTIES TOURISM

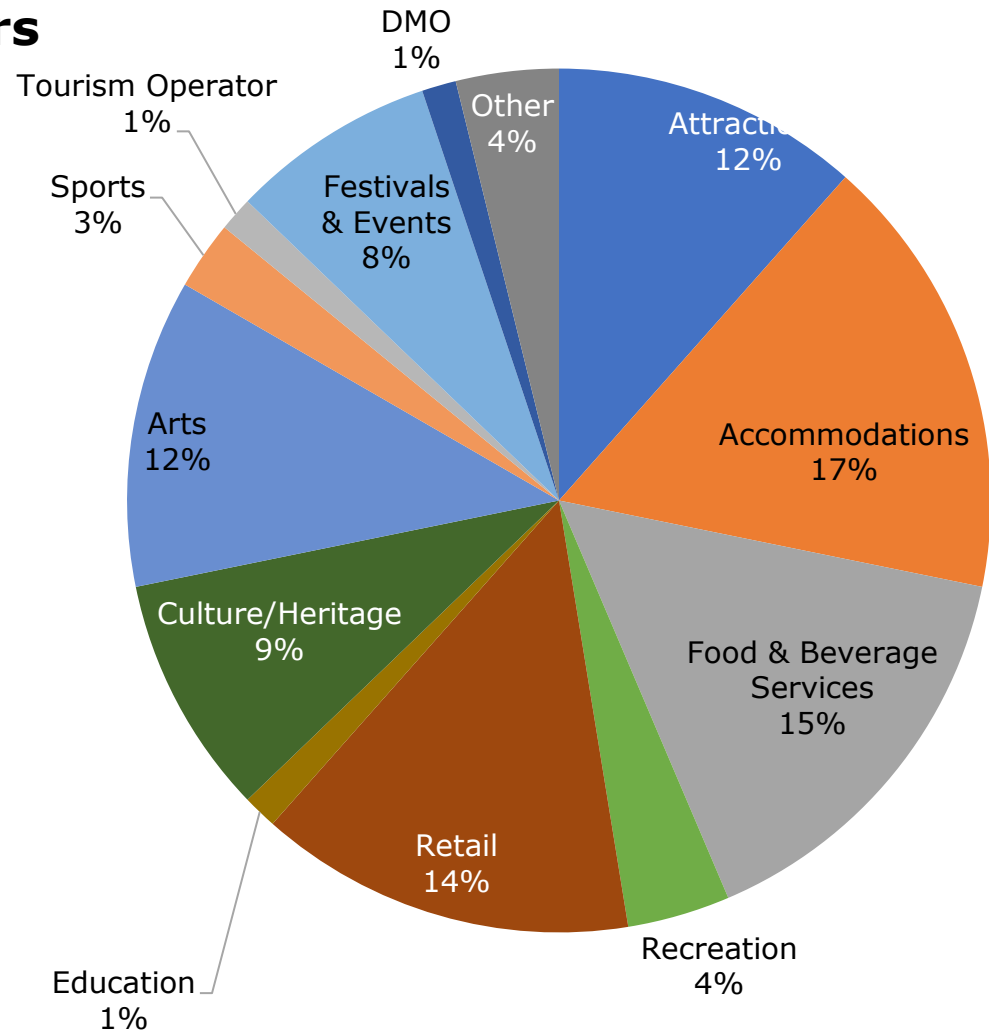


Ontario Regional Tourism Organizations 6  
Covid-19 Survey 6 Results  
June 10 - 19, 2020

# Which sector do you operate in?

78 completed surveys

## Sectors

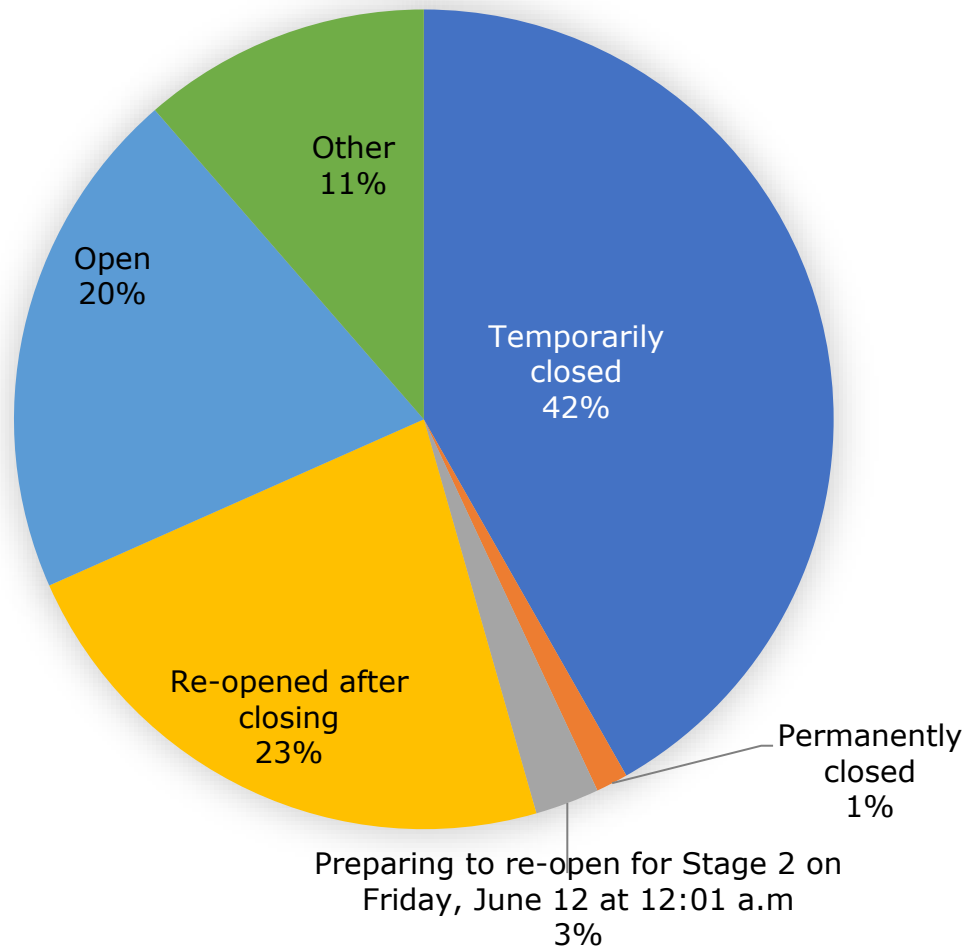


Sectors	Value	%
Attractions	9	11.54%
Accommodations	13	16.67%
Food & Beverage Services	12	15.38%
Transportation	0	0.00%
Tour Operator	0	0.00%
Recreation	3	3.85%
Camping	0	0.00%
Retail	11	14.10%
Sector Association	0	0.00%
Education	1	1.28%
Meeting & Conventions	0	0.00%
Culture/Heritage	7	8.97%
Arts	9	11.54%
Sport	2	2.56%
Tourism Operator	1	1.28%
Film	0	0.00%
Festivals and Events	6	7.69%
Indigenous Tourism	0	0.00%
DMO	1	1.28%
Angling, Hunting & Nature	0	0.00%
Other	3	3.85%



# What is the current status of your tourism business or operation?

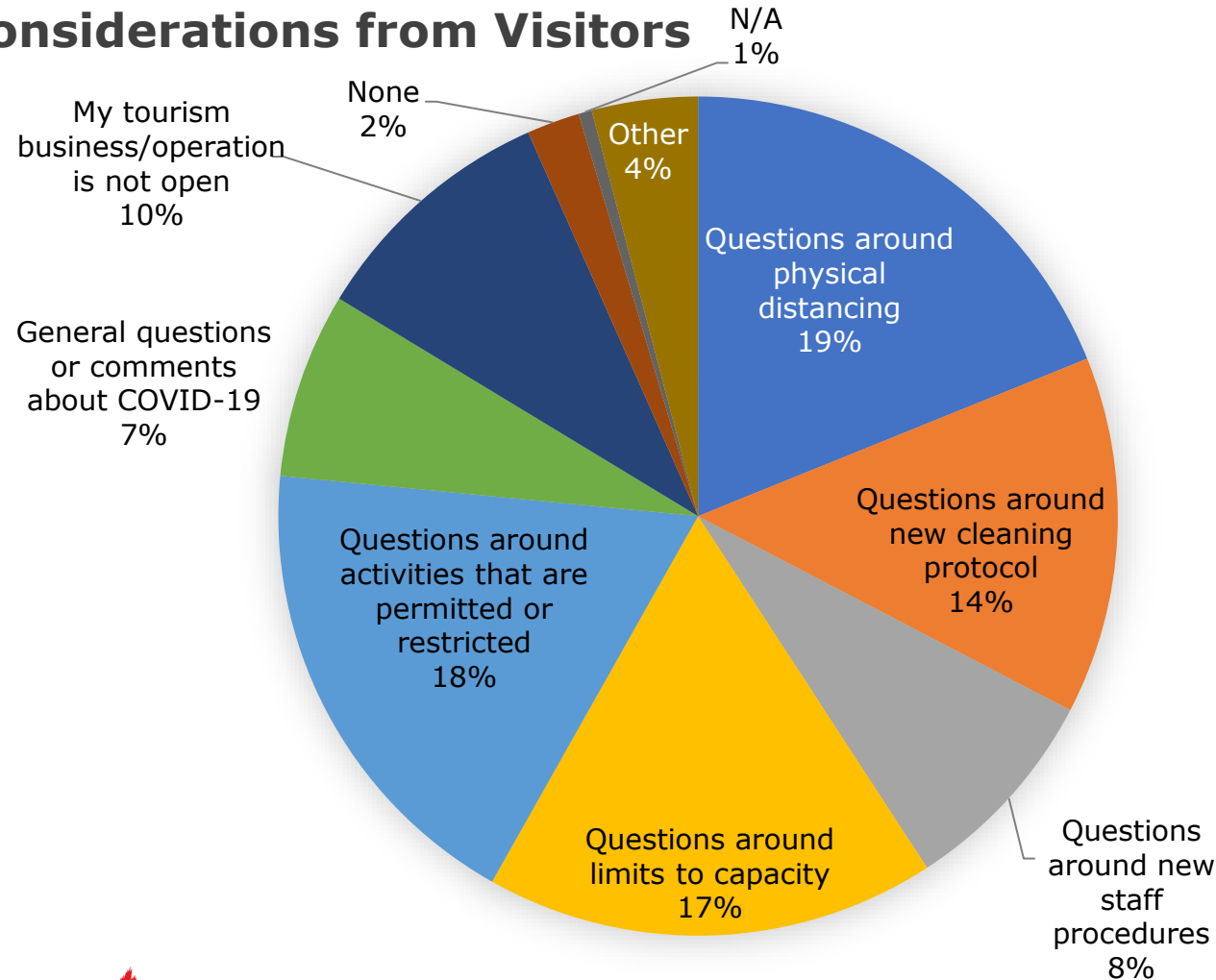
## Current Status



Current status of your business	Value	%
Temporarily closed	33	41.77%
Permanently closed	1	1.27%
Preparing to re-open for Stage 2 on Friday, June 12 at 12:01 a.m	2	2.53%
Re-opened after closing	18	22.78%
Open	16	20.25%
Other	9	11.39%

# What are the considerations and questions you are fielding from potential visitors to your business? Select all that apply

## Considerations from Visitors

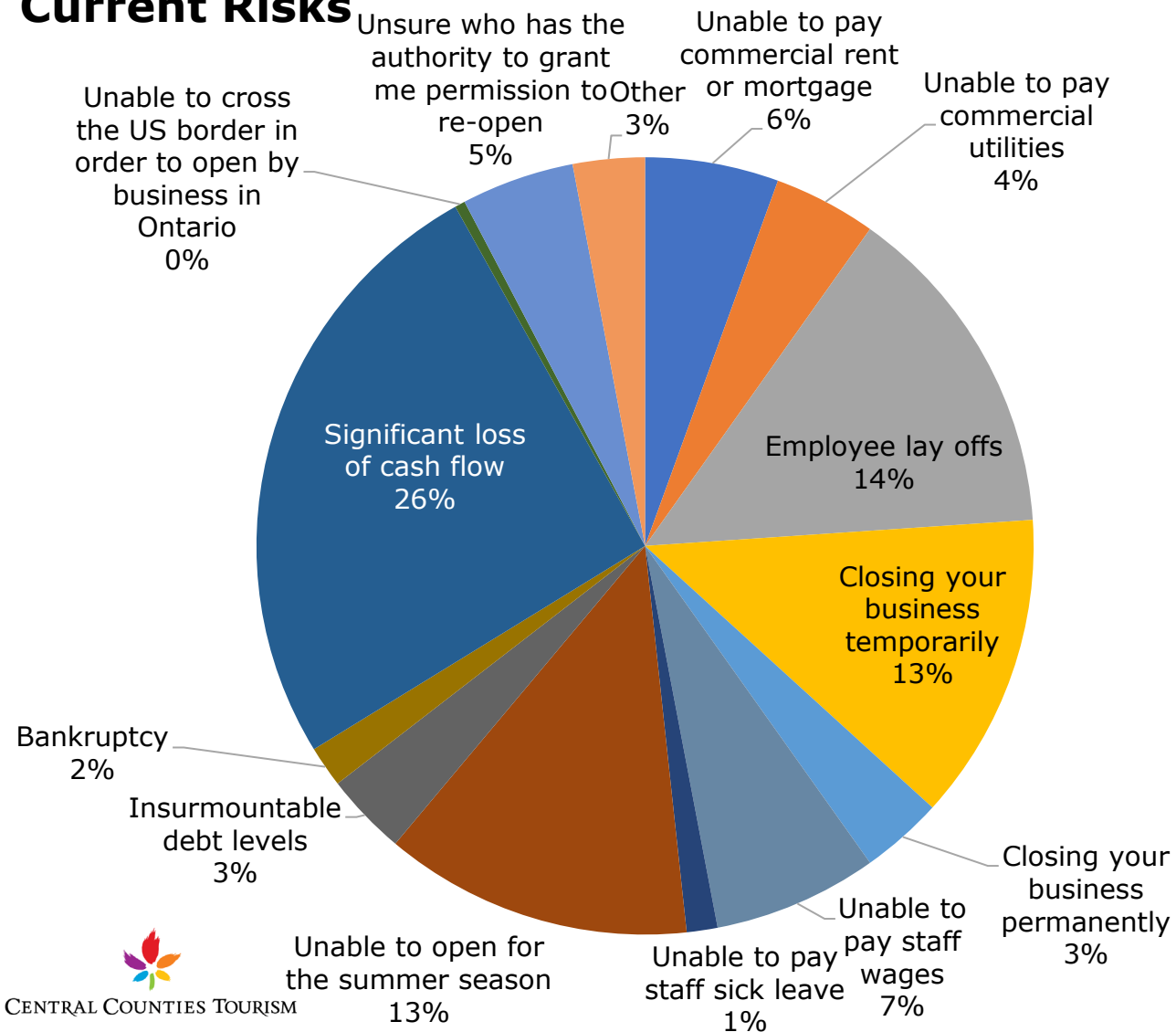


Considerations/Questions from Visitors. Select all that apply	Value	%	% of Total Surveys
Questions around physical distancing	37	18.88%	47.44%
Questions around new cleaning protocol	27	13.78%	34.62%
Questions around new staff procedures	16	8.16%	20.51%
Questions around limits to capacity	34	17.35%	43.59%
Questions around activities that are permitted or restricted	36	18.37%	46.15%
General questions or comments about COVID-19	14	7.14%	17.95%
My tourism business/operation is not open	19	9.69%	24.36%
None	4	2.04%	5.13%
N/A	1	0.51%	1.28%
Other	8	4.08%	10.26%



# Please indicate the risks your tourism business is facing presently. Select all that apply

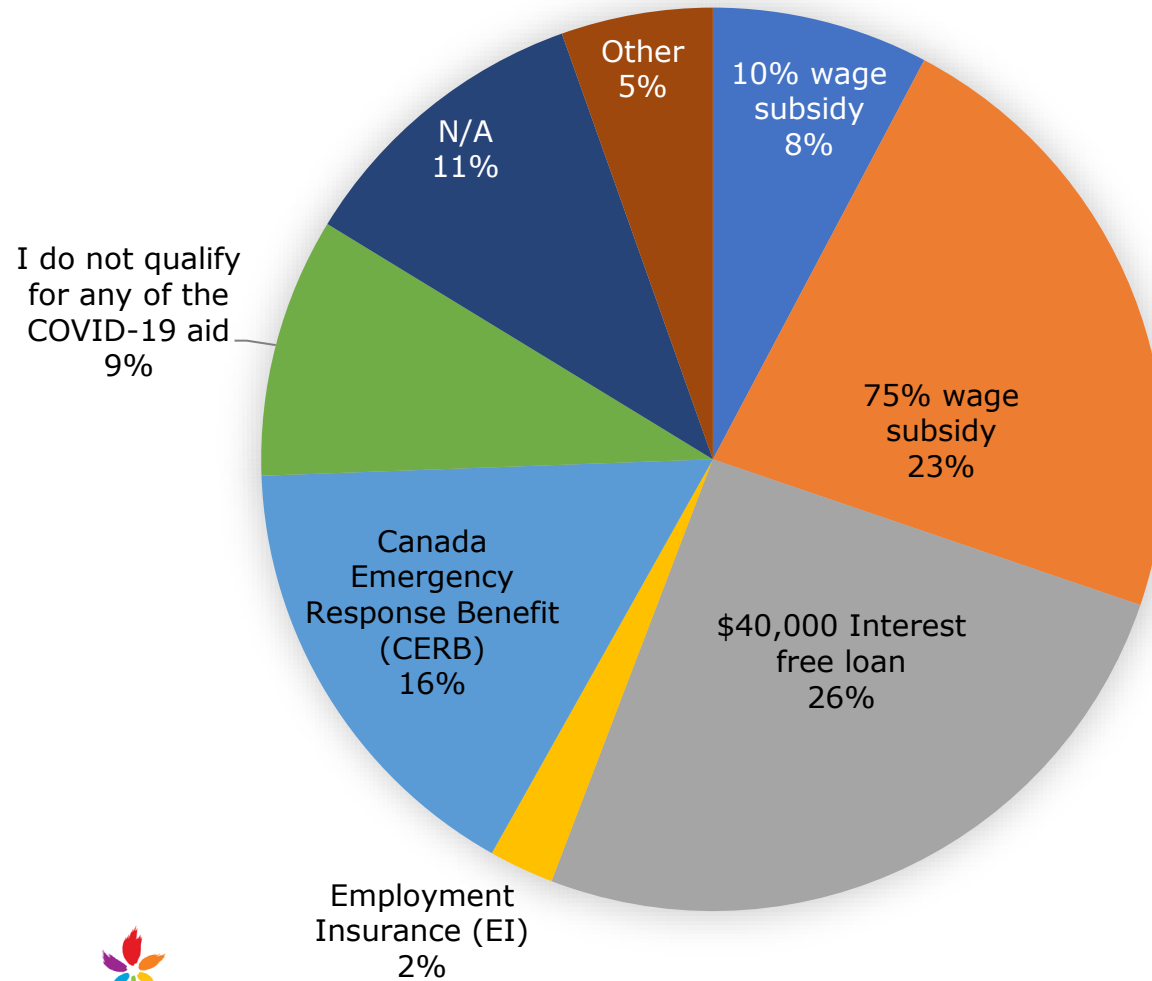
## Current Risks



Current Risks Select all that apply	Value	%	% of Total Surveys
Unable to pay commercial rent or mortgage	13	5.56%	16.67%
Unable to pay commercial utilities	10	4.27%	12.82%
Employee lay offs	33	14.10%	42.31%
Closing your business temporarily	30	12.82%	38.46%
Closing your business permanently	8	3.42%	10.26%
Unable to pay staff wages	16	6.84%	20.51%
Unable to pay staff sick leave	3	1.28%	3.85%
Unable to open for the summer season	30	12.82%	38.46%
Insurmountable debt levels	8	3.42%	10.26%
Bankruptcy	4	1.71%	5.13%
Significant loss of cash flow	60	25.64%	76.92%
Unable to cross the US border in order to open by business in Ontario	1	0.43%	1.28%
Unable to pay staff wages	11	4.70%	14.10%
Other	7	2.99%	8.97%

Please indicate which types of COVID-19 related aid you have received to date. Select all that apply

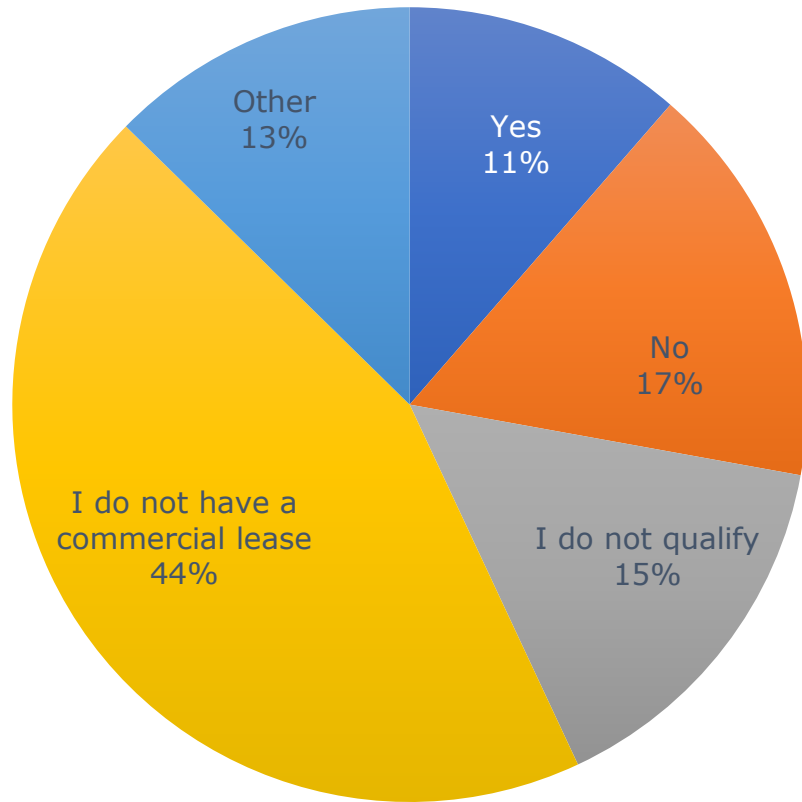
### Which Types of COVID-19 Aid



Types of COVID-19 Aid Select all that apply	Value	%	% of Total Surveys
10% wage subsidy	10	7.75%	12.82%
75% wage subsidy	29	22.48%	37.18%
\$40,000 Interest free loan	33	25.58%	42.31%
Employment Insurance (EI)	3	2.33%	3.85%
Canada Emergency Response Benefit (CERB)	21	16.28%	26.92%
I do not qualify for any of the COVID-19 aid	12	9.30%	15.38%
N/A	14	10.85%	17.95%
Other	7	5.43%	8.97%

# Has your Landlord applied for the Ontario-Canada Emergency Commercial Rent Assistance (OCERCA) program?

## OCERCA Program

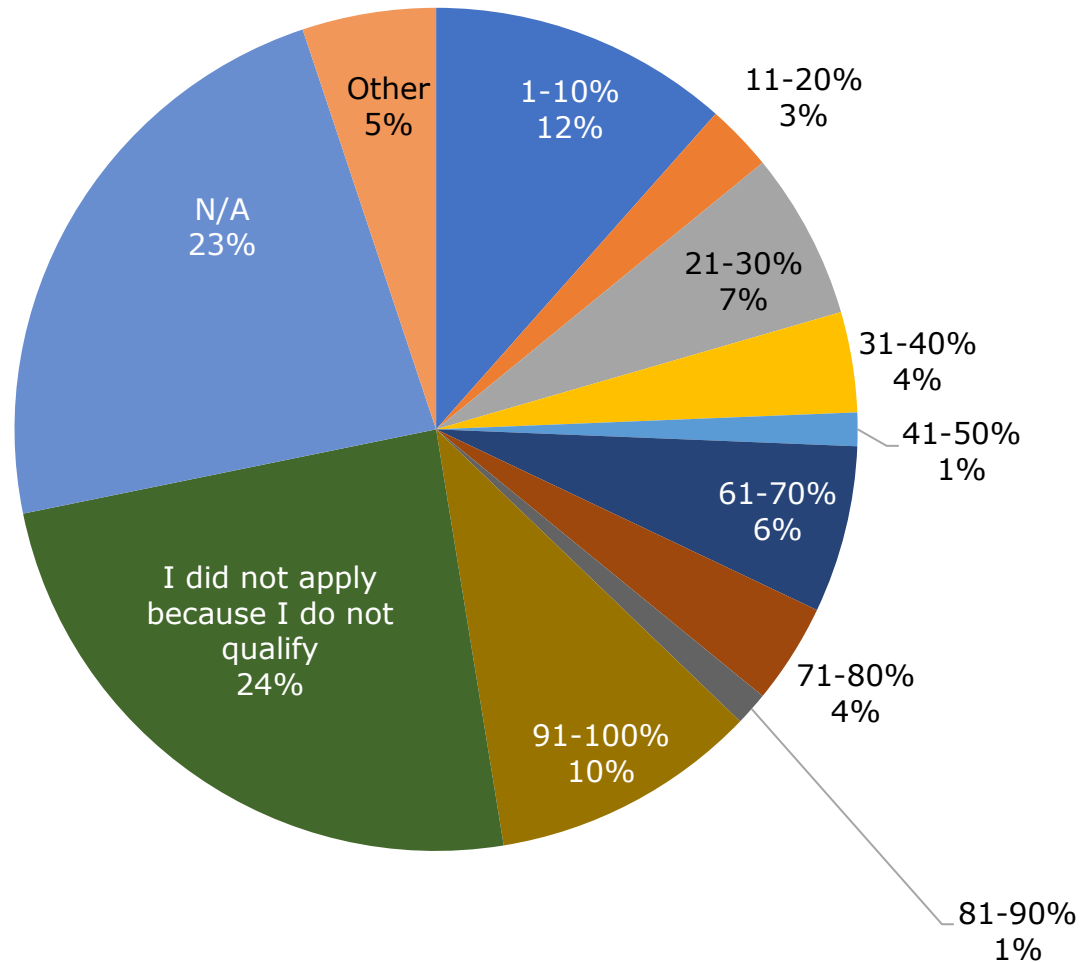


Has your Landlord applied for OCERCA	Value	%
Yes	9	11.39%
No	13	16.46%
I do not qualify	12	15.19%
I do not have a commercial lease	35	44.30%
Other	10	12.66%



# Please indicate what percentage of your workforce you were able to sustain with the Canadian Emergency Wage Subsidy (CEWS)?

## CEWS



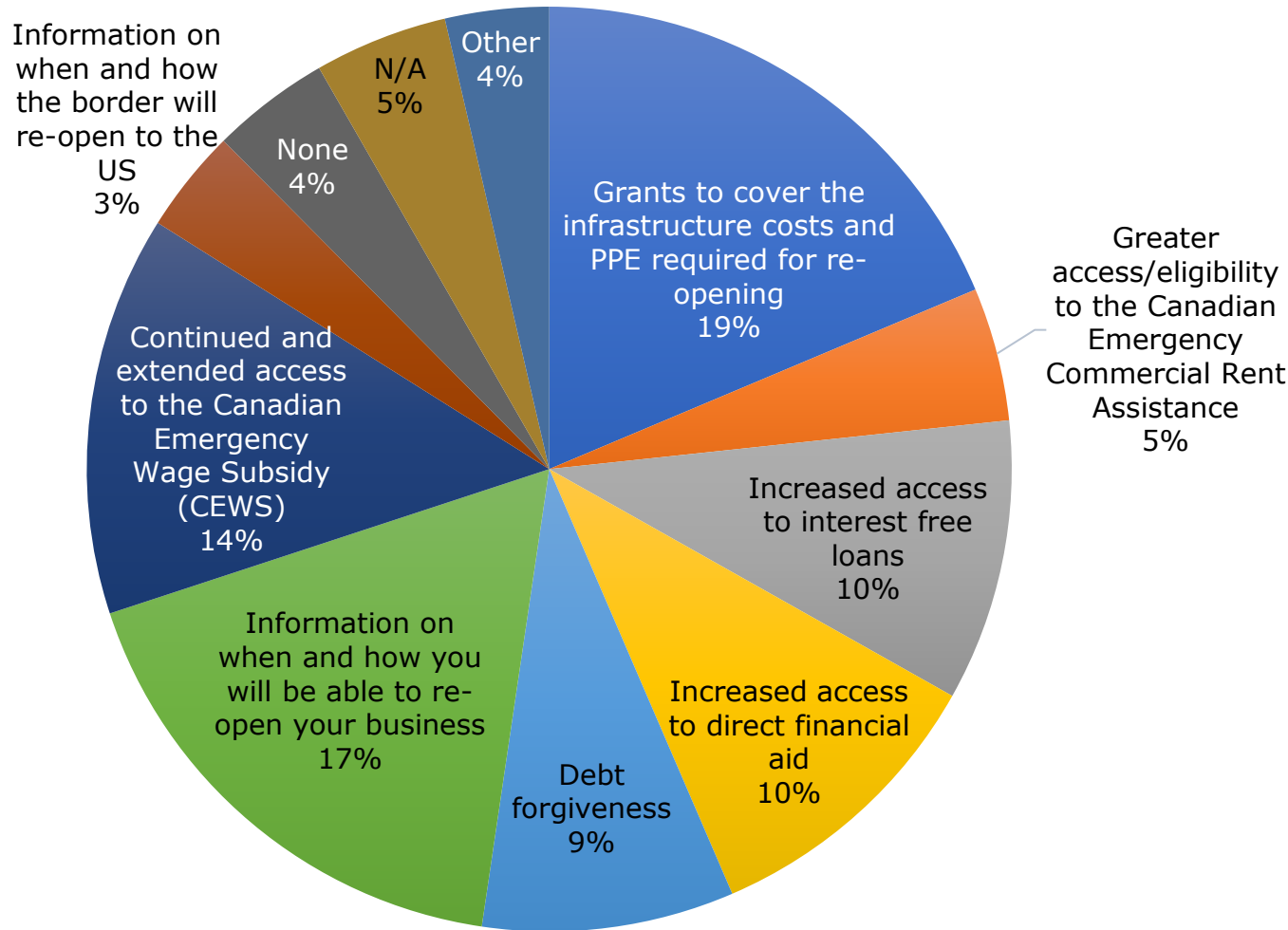
Percentage of your workforce you were able to sustain with CEWS	Value	%
1-10%	9	11.54%
11-20%	2	2.56%
21-30%	5	6.41%
31-40%	3	3.85%
41-50%	1	1.28%
51-60%	0	0.00%
61-70%	5	6.41%
71-80%	3	3.85%
81-90%	1	1.28%
91-100%	8	10.26%
My application was not successful	0	0.00%
I did not apply because I do not qualify	19	24.36%
N/A	18	23.08%
Other	4	5.13%





# What other forms of aid/resources do you require during COVID-19? Select all that apply

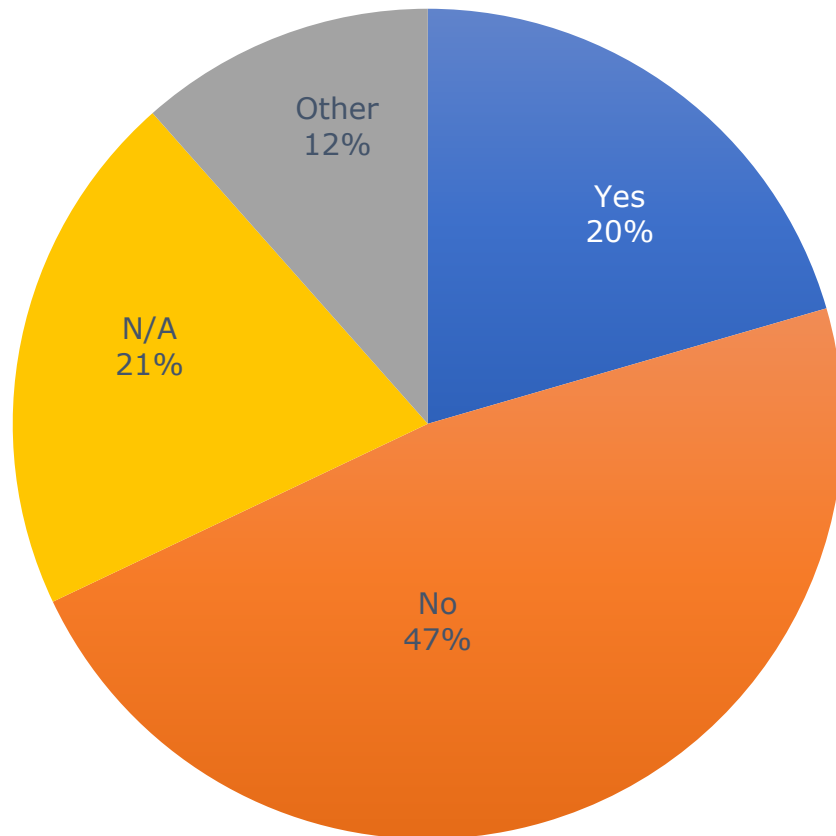
## Other forms of aid



Other forms of aid/resources required Select all that apply	Value	%	% of Total Surveys
Grants to cover the infrastructure costs and PPE required for re-opening	36	18.65%	46.15%
Greater access/eligibility to the Canadian Emergency Commercial Rent Assistance	9	4.66%	11.54%
Increased access to interest free loans	19	9.84%	24.36%
Increased access to direct financial aid	20	10.36%	25.64%
Debt forgiveness	17	8.81%	21.79%
Information on when and how you will be able to re-open your business	34	17.62%	43.59%
Continued and extended access to the Canadian Emergency Wage Subsidy (CEWS)	27	13.99%	34.62%
Information on when and how the border will re-open to the US	7	3.63%	8.97%
None	8	4.15%	10.26%
N/A	9	4.66%	11.54%
Other	7	3.63%	8.97%

# Is the current COVID-19 Government aid sufficient to ensure that your tourism operation will remain economically viable?

## Government aid



Is the Government aid enough	Value	%
Yes	16	20.51%
No	37	47.44%
N/A	16	20.51%
Other	9	11.54%