



CENTRAL COUNTIES TOURISM

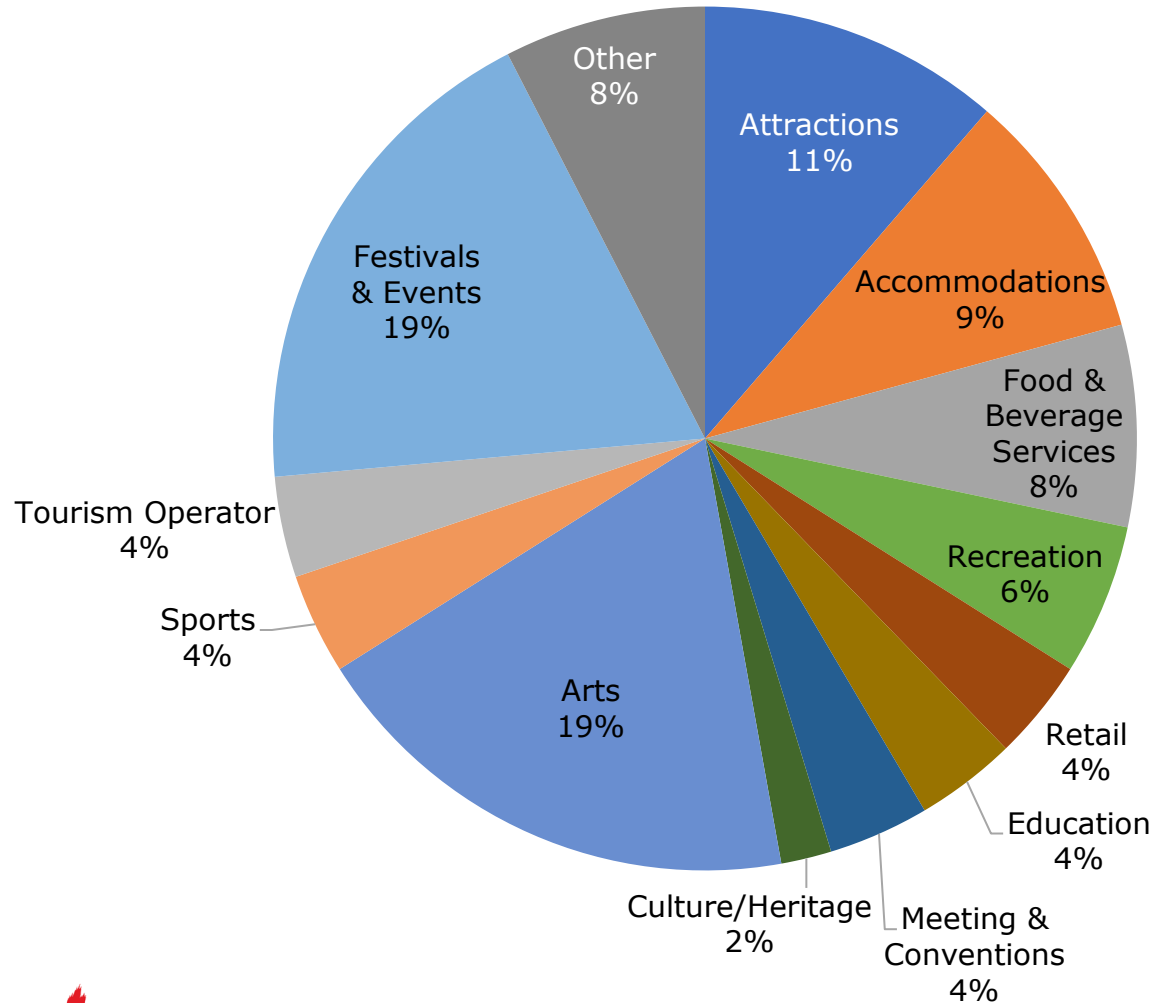


Ontario's Regional Tourism Organization 6
Covid-19 Survey 5 Results
May 13 – 19, 2020

Which sector do you operate in?

53 completed surveys

Sectors

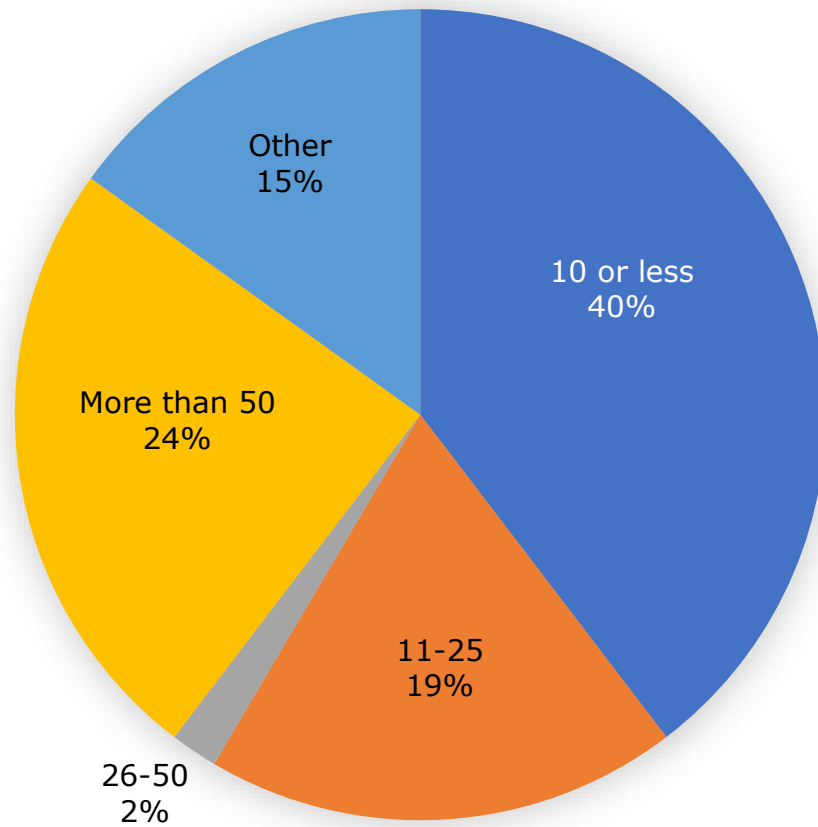


Sectors	Value	%
Attractions	6	11.32%
Accommodations	5	9.43%
Food & Beverage Services	4	7.55%
Transportation	0	0.00%
Tour Operator	0	0.00%
Recreation	3	5.66%
Camping	0	0.00%
Retail	2	3.77%
Sector Association	0	0.00%
Education	2	3.77%
Meeting & Conventions	2	3.77%
Culture/Heritage	1	1.89%
Arts	10	18.87%
Sport	2	3.77%
Tourism Operator	2	3.77%
Film	0	0.00%
Festivals and Events	10	18.87%
Indigenous Tourism	0	0.00%
DMO	0	0.00%
Angling, Hunting & Nature	0	0.00%
Other	4	7.55%



How many employees does your business have?

Number of Employees

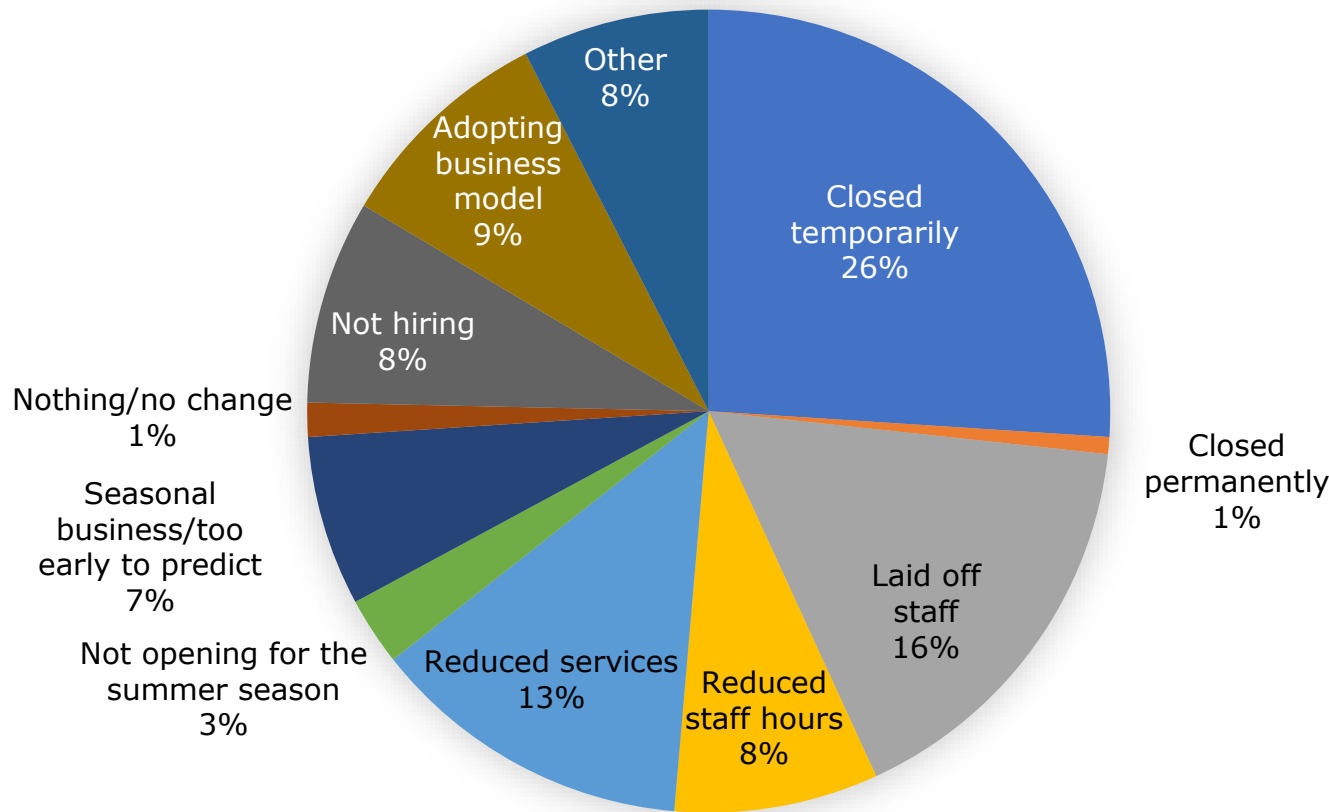


Number of Employees	Value	%
10 or less	21	39.62%
11-26	10	18.87%
26-50	1	1.89%
More than 50	13	24.53%
Other	8	15.09%



What actions have you currently taken as a result of COVID-19? Select all that apply.

Actions currently taken as a result of COVID-19

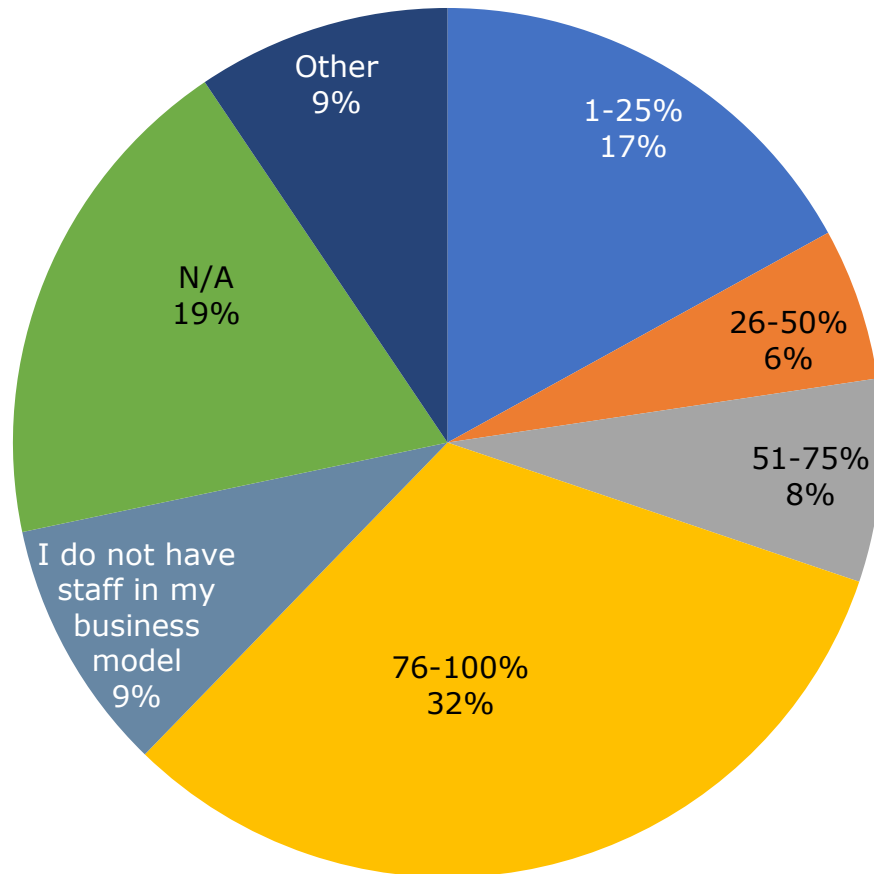


Actions taken as a result of COVID-19 Select all that apply	Value	%	% of Total Surveys
Closed Temporarily	38	26.03%	71.70%
Closed Permanently	1	0.68%	1.89%
Laid off staff	24	16.44%	45.28%
Reduced staff hours	12	8.22%	22.64%
Reduced services	19	13.01%	35.85%
Not opening for the summer season	4	2.74%	7.55%
Seasonal business/too early to predict	10	6.85%	18.87%
Nothing/no change	2	1.37%	3.77%
Not hiring	12	8.22%	22.64%
Adotping business model	13	8.90%	24.53%
Other	11	7.53%	20.75%



Please indicate what percentage of your employees are being laid off

% of Employees Laid Off

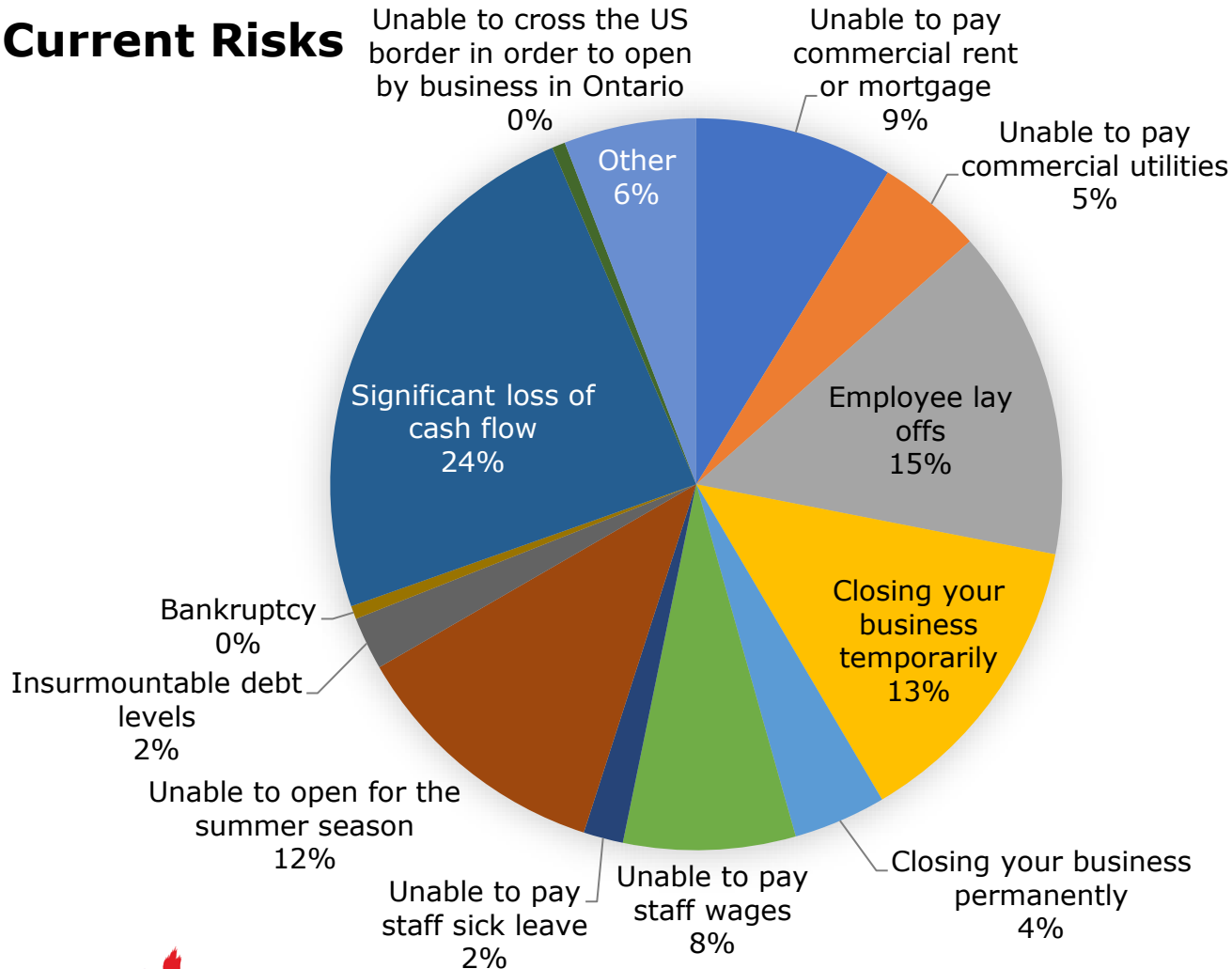


Percentage of employees laid off	Value	%
1-25%	9	16.98%
26-50%	3	5.66%
51-75%	4	7.55%
76-100%	17	32.08%
I do not have staff in my business model	5	9.43%
N/A	10	18.87%
Other	5	9.43%



Please indicate the risk your tourism business is facing presently.
Select all that apply.

Current Risks

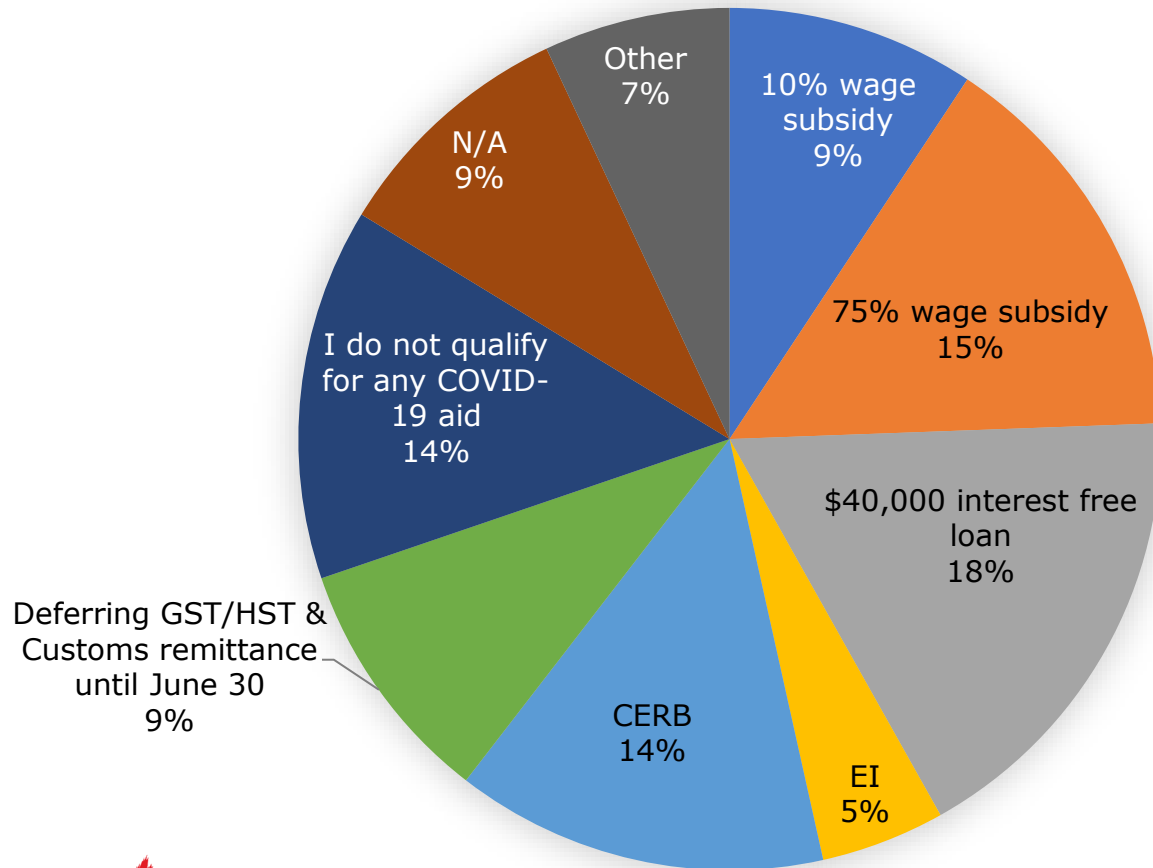


Current Risks Select all that apply	Value	%	% of Total Surveys
Can't pay commercial rent/mortgage	15	8.77%	28.30%
Can't pay commercial utilities	8	4.68%	15.09%
Employee Layoffs	25	14.62%	47.17%
Closing business temporarily	23	13.45%	43.40%
Closing business permanently	7	4.09%	13.21%
Unable to pay wages	13	7.60%	24.53%
Unable to pay sick leave	3	1.75%	5.66%
Unable to open for the summer	20	11.70%	37.74%
Insurmountable debt	4	2.34%	7.55%
Bankruptcy	1	0.58%	1.89%
Significant loss of cash flow	41	23.98%	77.36%
Unable to cross the US border in order to open by business in Ontario	1	0.58%	1.89%
Other	10	5.85%	18.87%



Please indicate which types of COVID-19 related aid you have applied for. Select all that apply.

Which Types of COVID-19 Aid

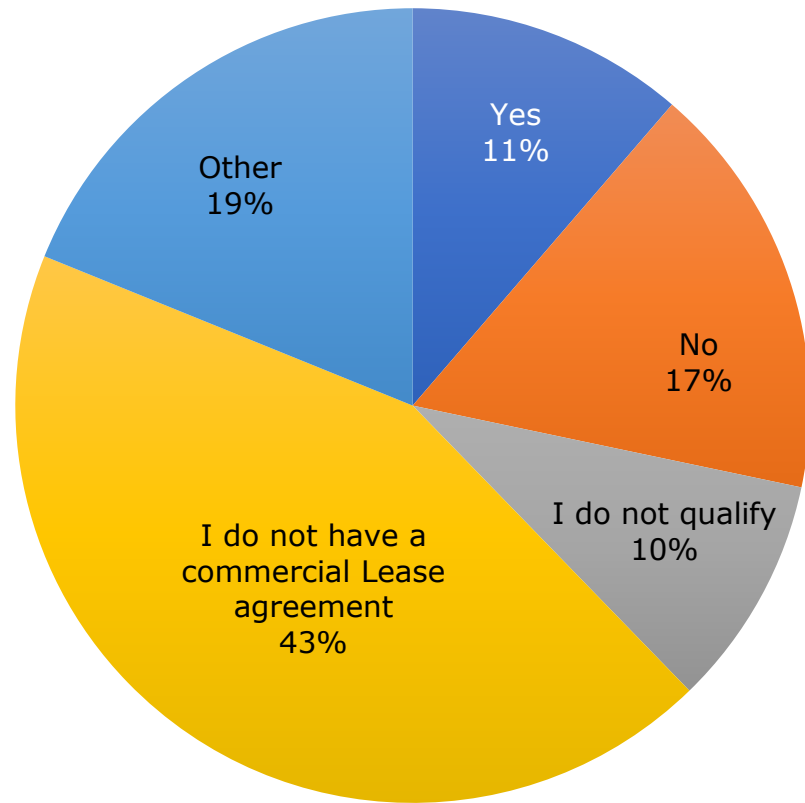


Types of COVID-19 Aid Select all that apply	Value	%	% of Total Surveys
10% wage subsidy	8	9.30%	15.09%
75% wage subsidy	13	15.12%	24.53%
\$40k interest free loan	15	17.44%	28.30%
Employment insurance (EI)	4	4.65%	7.55%
Canada Emergency Response Benefit (CERB)	12	13.95%	22.64%
GST/HST/Customs Deferral	8	9.30%	15.09%
I did not qualify for any aid	12	13.95%	22.64%
N/A	8	9.30%	15.09%
Other	6	6.98%	11.32%



Has your Landlord applied for the Ontario-Canada Emergency Commercial Rent Assistance (OCERCA) program?

OCERCA Program

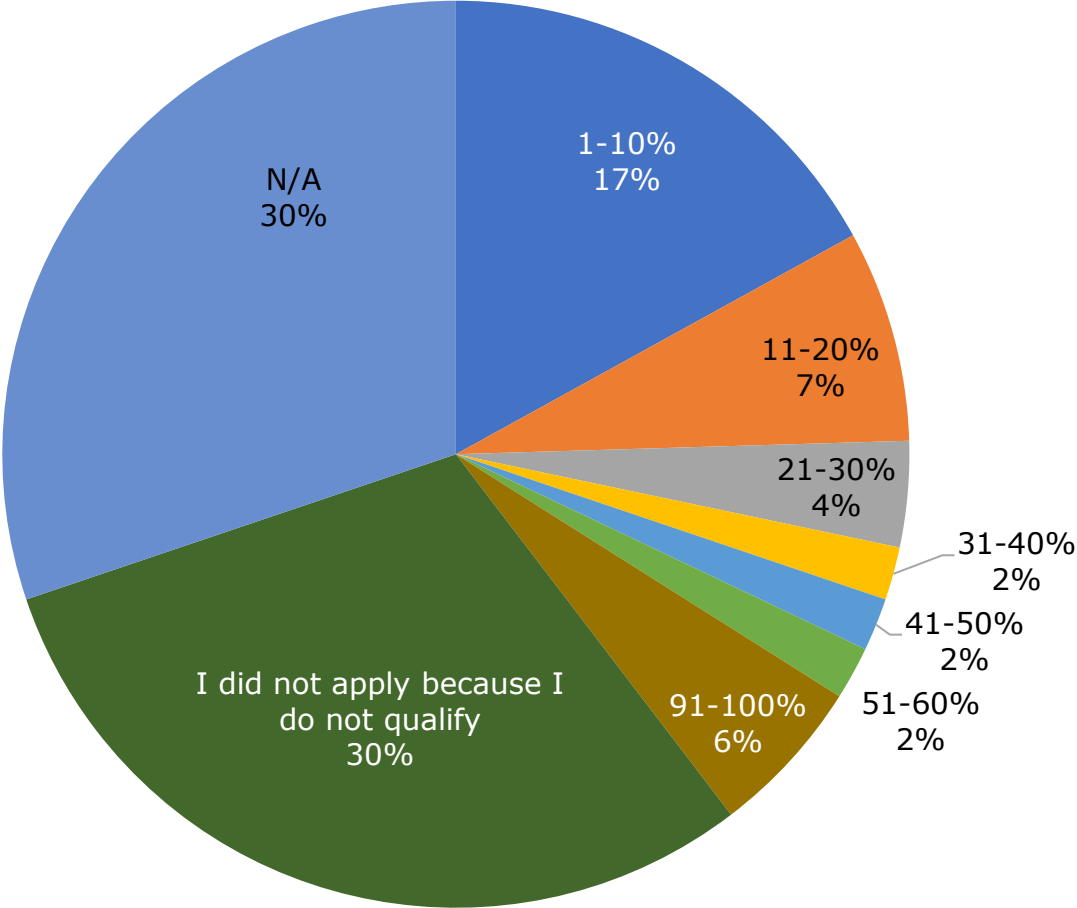


Has your Landlord applied for OCERCA	Value	%
Yes	6	11.32%
No	9	16.98%
I do not qualify	5	9.43%
I do not have a commercial lease agreement	23	43.40%
Other	10	18.87%



Please indicate what percentage of your workforce you were able to sustain with the Canadian Emergency Wage Subsidy (CEWS)

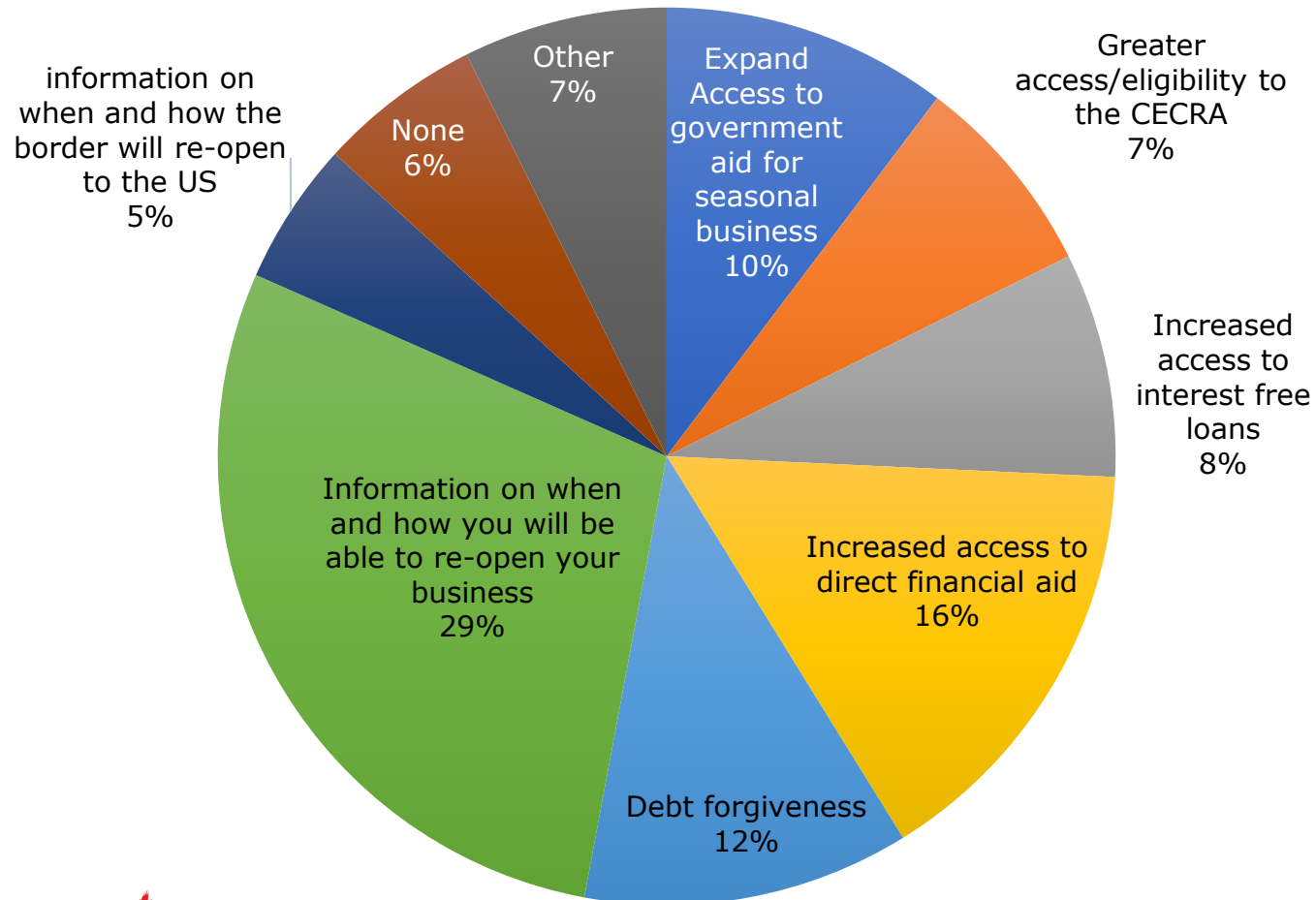
CEWS



Percentage of your workforce you were able to sustain with CEWS	Value	%
1-10%	9	16.98%
11-20%	4	7.55%
21-30%	2	3.77%
31-40%	1	1.89%
41-50%	1	1.89%
51-60%	1	1.89%
61-70%	0	0.00%
71-80%	0	0.00%
81-90%	0	0.00%
91-100%	3	5.66%
My application was not successful	0	0.00%
I did not apply because I do not qualify	16	30.19%
N/A	16	30.19%

What other forms of aid/resources do you require during COVID-19? Select all that apply.

Other forms of aid

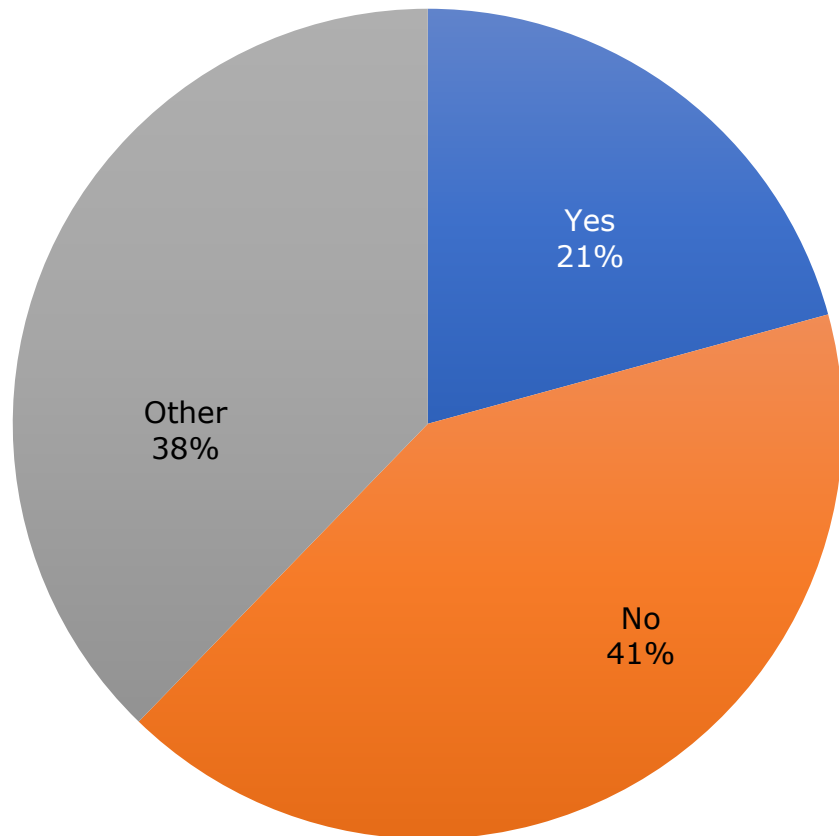


Other forms of aid/resources required Select all that apply	Value	%	% of Total Surveys
Expanded Access to government aid for seasonal businesses	14	10.29%	26.42%
Greater access/eligibility to the Canadian Emergency Commercial Rent Assistance	10	7.35%	18.87%
Increased access to interest free loans	11	8.09%	20.75%
Increased access to direct financial aid	21	15.44%	39.62%
Debt forgiveness	16	11.76%	30.19%
Information on when and how you will be able to re-open your business	39	28.68%	73.58%
Information on when and how the border will re-open to the US	7	5.15%	13.21%
None	8	5.88%	15.09%
Other	10	7.35%	18.87%



Is the current COVID-19 Government aid sufficient to ensure that your tourism operation will remain viable and ready to open when the restrictions are lifted?

Government aid



Is the Government aid enough	Value	%
Yes	11	20.75%
No	22	41.51%
Other	20	37.74%