



CENTRAL COUNTIES TOURISM

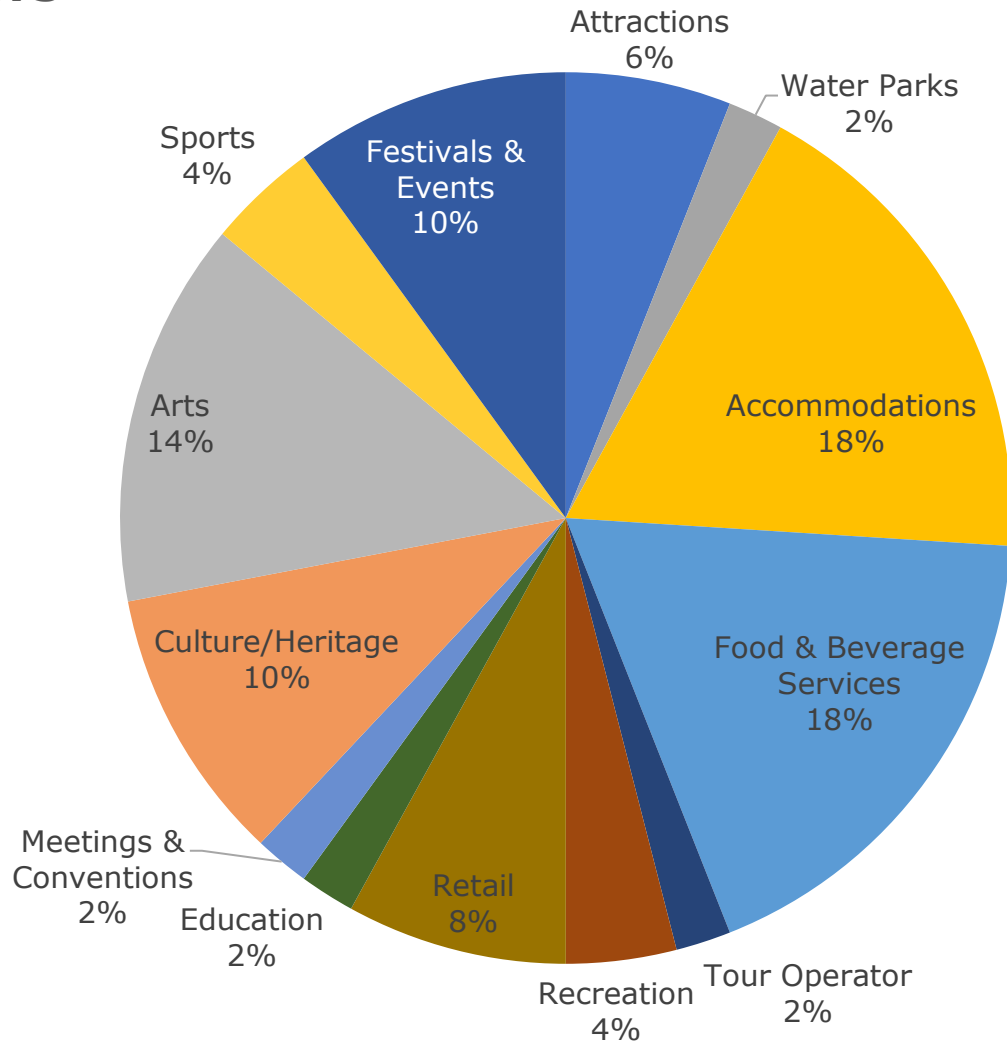


Ontario Regional Tourism Organization 6  
Covid-19 Survey 7 Results  
July 17-31, 2020

# Which sector do you operate in?

50 completed surveys

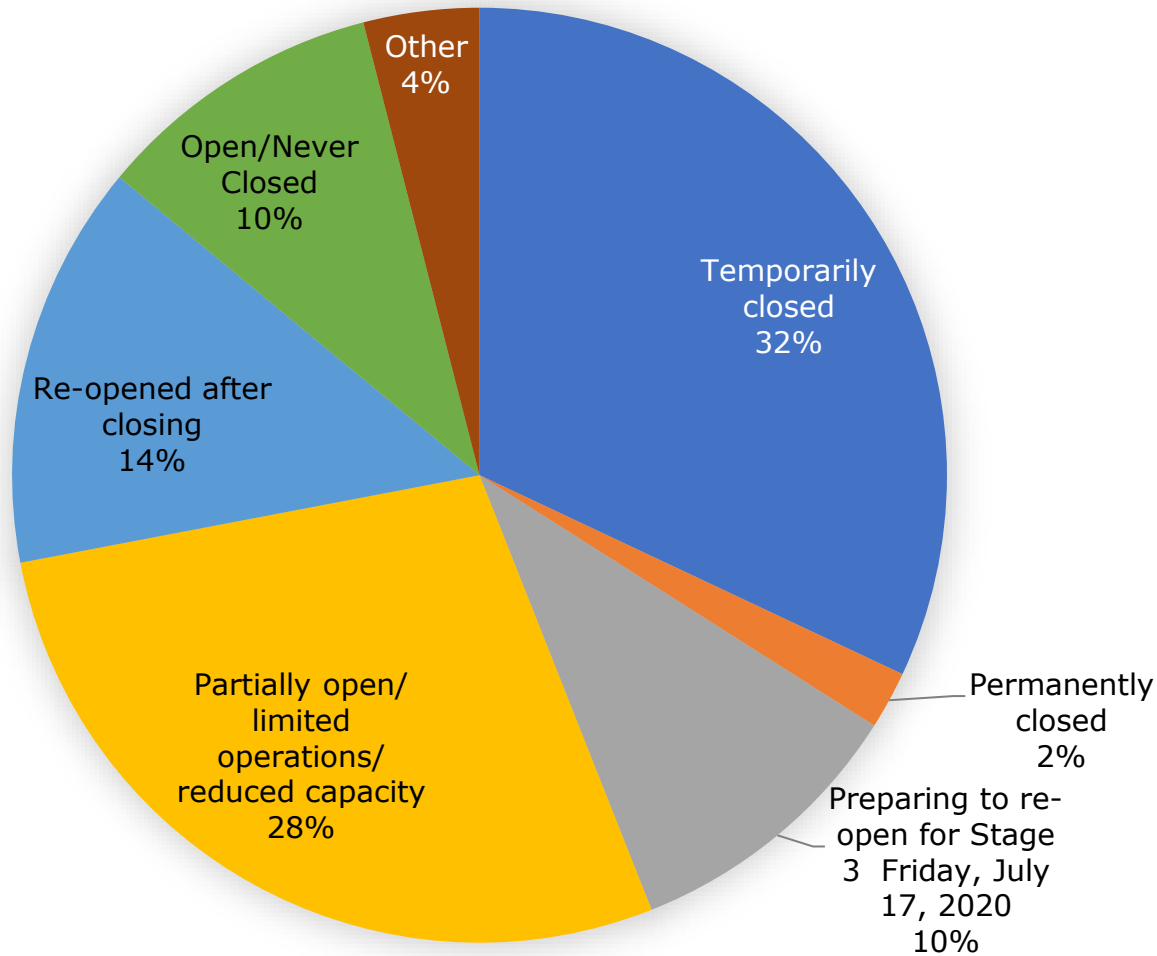
## Sectors



Sectors	Value	%
Attractions	3	6.00%
Amusement Parks	0	0.00%
Water Parks	1	2.00%
Accommodations	9	18.00%
Food & Beverage Services	9	18.00%
Transportation	0	0.00%
Tour Operator	1	2.00%
Recreation	2	4.00%
Camping	0	0.00%
Retail	4	8.00%
Sector Association	0	0.00%
Education	1	2.00%
Meetings & Conventions	1	2.00%
Culture/Heritage	5	10.00%
Arts	7	14.00%
Sports	2	4.00%
Tourism Operator	0	0.00%
Film	0	0.00%
Festivals & Events	5	10.00%
Indigenous Tourism	0	0.00%
Destination Marketing Organization (DMO)	0	0.00%
Angling, Hunting, Nature	0	0.00%
Other	0	0.00%

# What is the current status of your tourism business or operation?

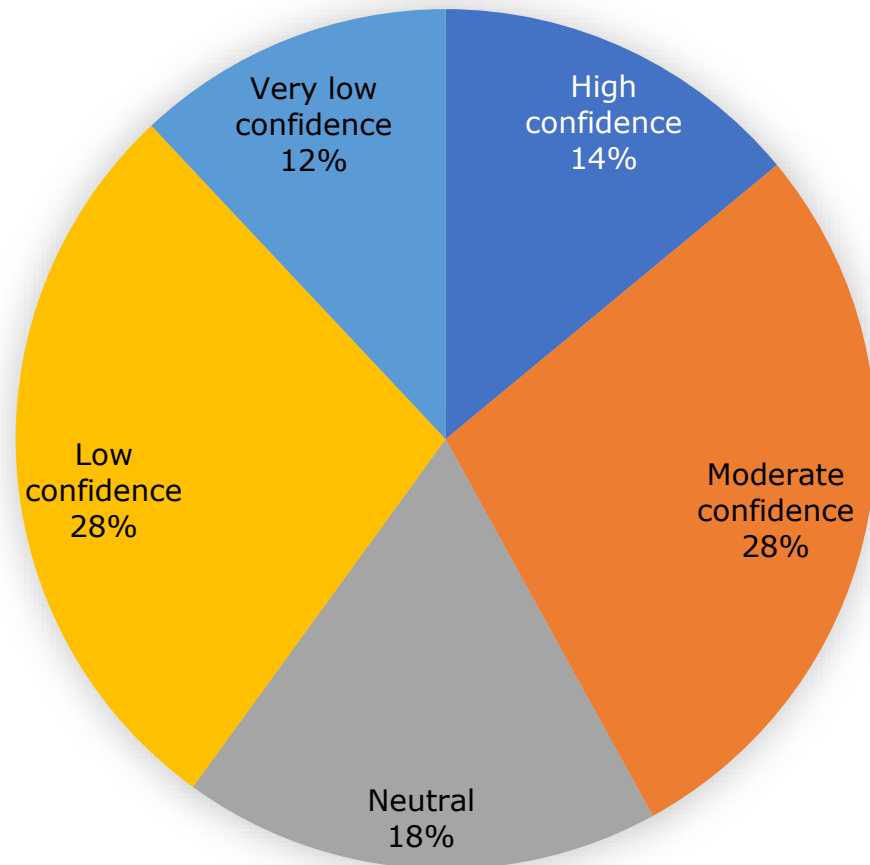
## Current Status



Current status of your business	Value	%
Temporarily closed	16	32.00%
Permanently closed	1	2.00%
Preparing to re-open for Stage 3 Friday, July 17, 2020	5	10.00%
Partially open/ limited operations/ reduced capacity	14	28.00%
Re-opened after closing	7	14.00%
Open/ Never Closed	5	10.00%
Re-opened and then required to close again due to regulations	0	0.00%
Other	2	4.00%

Please select the option that best reflects your confidence around whether your tourism business will remain economically viable through to 2021

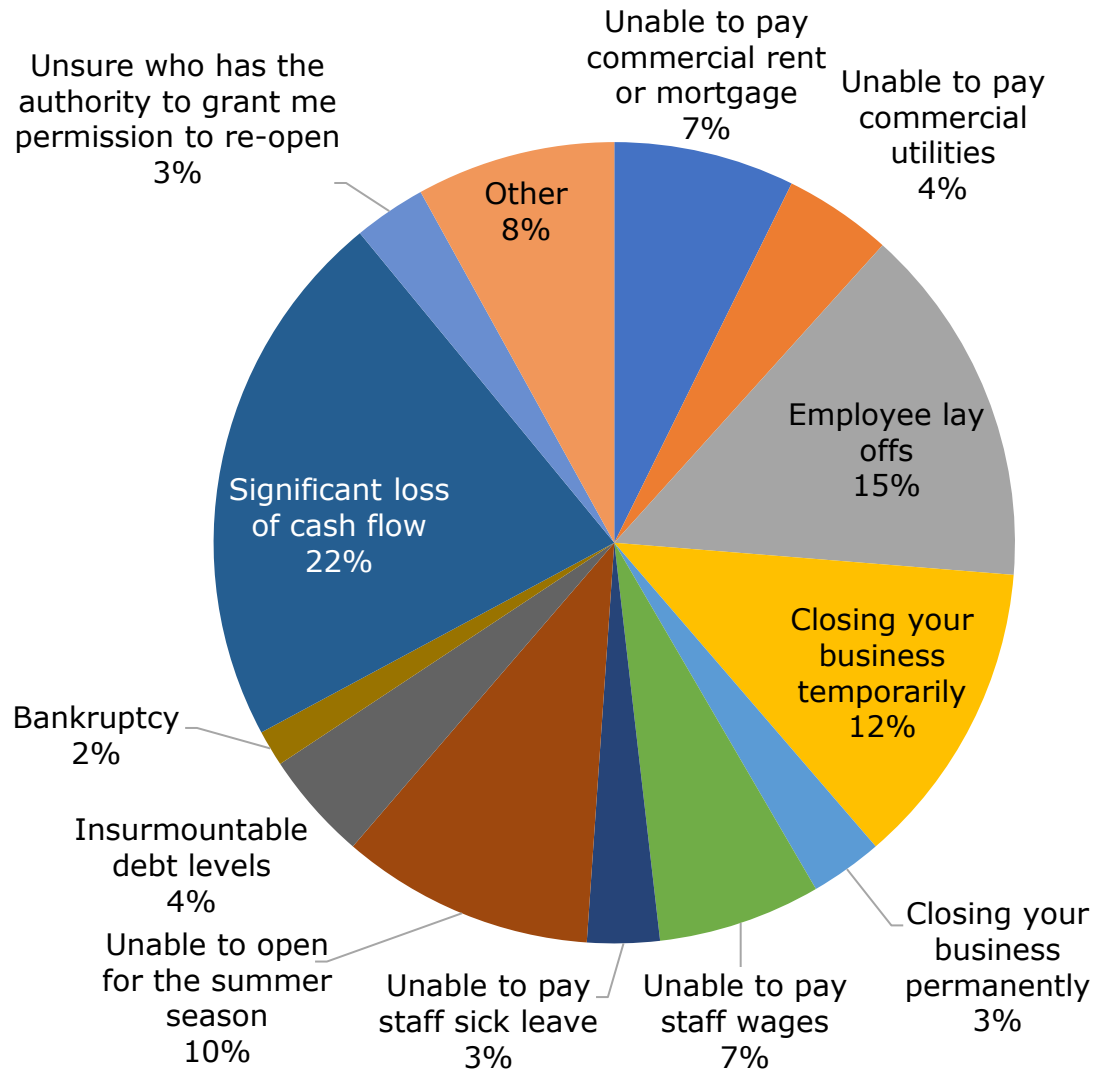
## Level of Confidence



Level of Confidence	Value	%
High confidence	7	14.00%
Moderate confidence	14	28.00%
Neutral	9	18.00%
Low confidence	14	28.00%
Very low confidence	6	12.00%
My business is already closed	0	0.00%
N/A	0	0.00%
Other	0	0.00%

# Please indicate the risks your tourism business is facing presently. Select all that apply

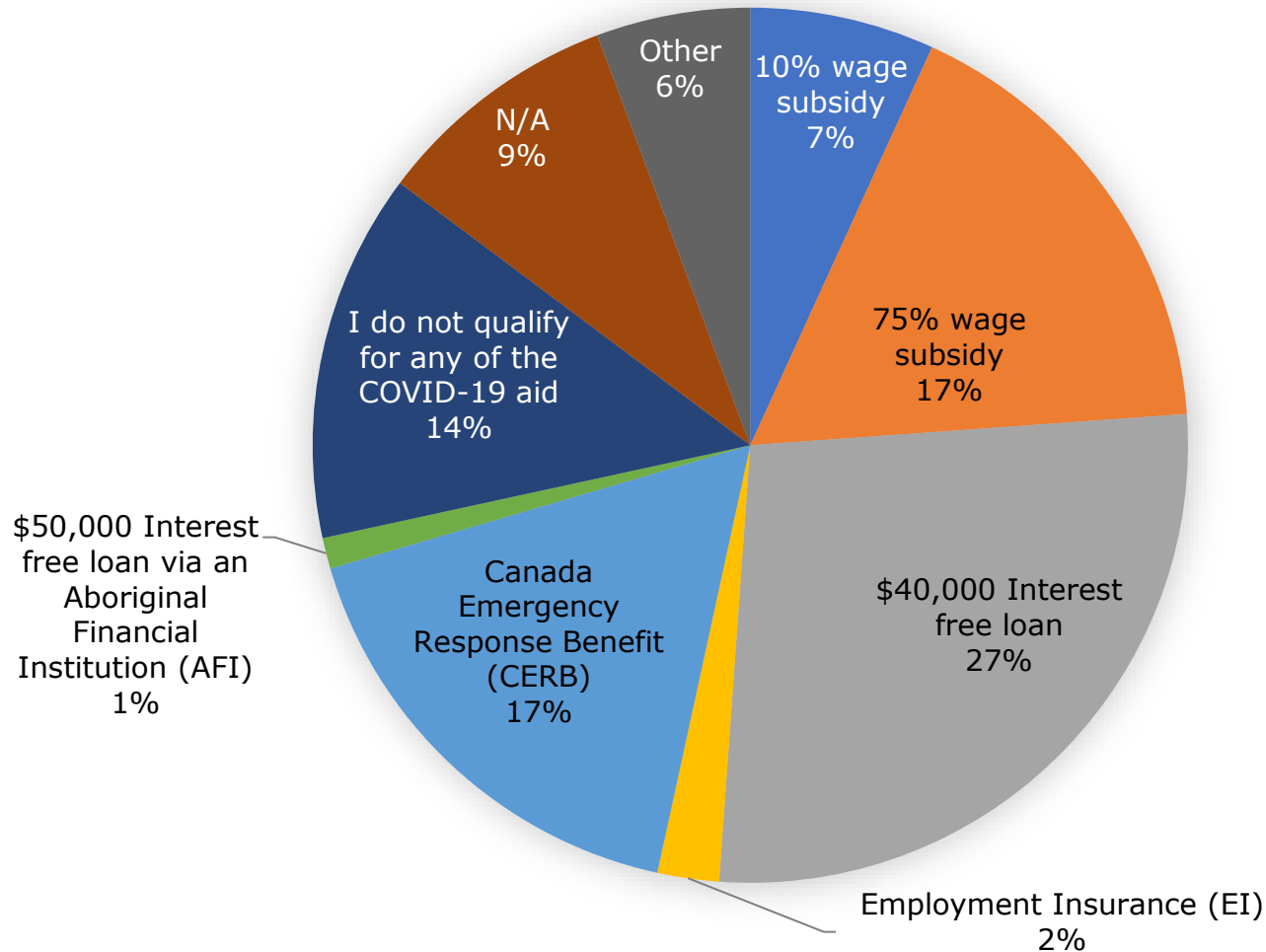
## Current Risks



Current Risks Select all that apply	Value	%	% of Total Surveys
Unable to pay commercial rent or mortgage	10	7.30%	20.00%
Unable to pay commercial utilities	6	4.38%	12.00%
Employee lay offs	20	14.60%	40.00%
Closing your business temporarily	17	12.41%	34.00%
Closing your business permanently	4	2.92%	8.00%
Unable to pay staff wages	9	6.57%	18.00%
Unable to pay staff sick leave	4	2.92%	8.00%
Unable to open for the summer season	14	10.22%	28.00%
Insurmountable debt levels	6	4.38%	12.00%
Bankruptcy	2	1.46%	4.00%
Significant loss of cash flow	30	21.90%	60.00%
Unable to cross the US border in order to open my business in Ontario	0	0.00%	0.00%
Unsure who has the authority to grant me permission to re-open	4	2.92%	8.00%
Other	11	8.03%	22.00%

Please indicate which types of COVID-19 related aid you have received to date. Select all that apply

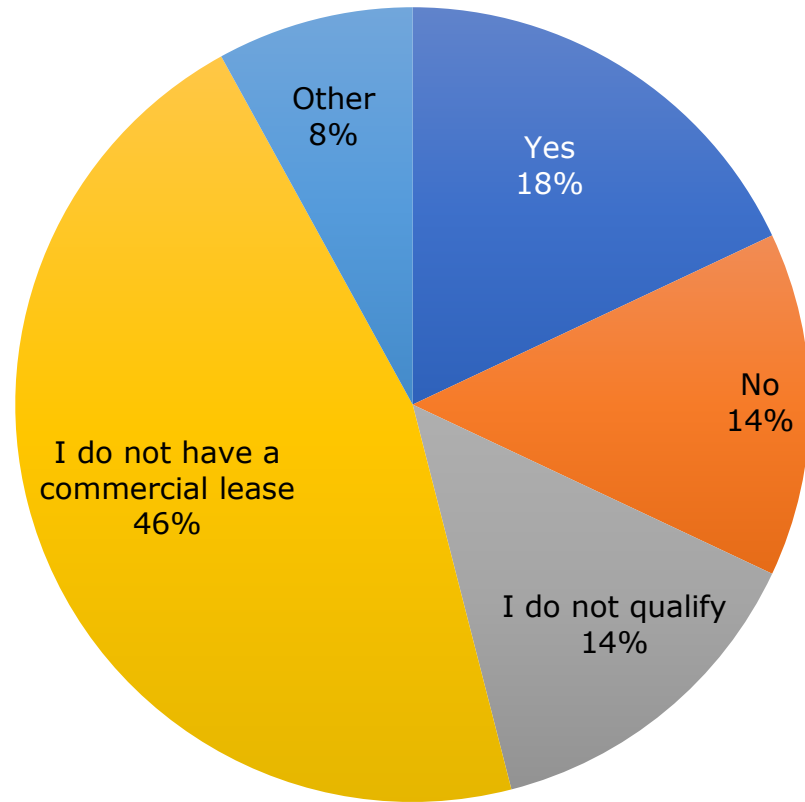
### Which Types of COVID-19 Aid



Types of COVID-19 Aid Select all that apply	Value	%	% of Total Surveys
10% wage subsidy	6	6.82%	12.00%
75% wage subsidy	15	17.05%	30.00%
\$40,000 Interest free loan	24	27.27%	48.00%
Employment Insurance (EI)	2	2.27%	4.00%
Canada Emergency Response Benefit (CERB)	15	17.05%	30.00%
\$50,000 Interest free loan via an Aboriginal Financial Institution (AFI)	1	1.14%	2.00%
I do not qualify for any of the COVID-19 aid	12	13.64%	24.00%
N/A	8	9.09%	16.00%
Other	5	5.68%	10.00%

# Has your Landlord applied for the Ontario-Canada Emergency Commercial Rent Assistance (OCERCA) program?

## OCERCA Program

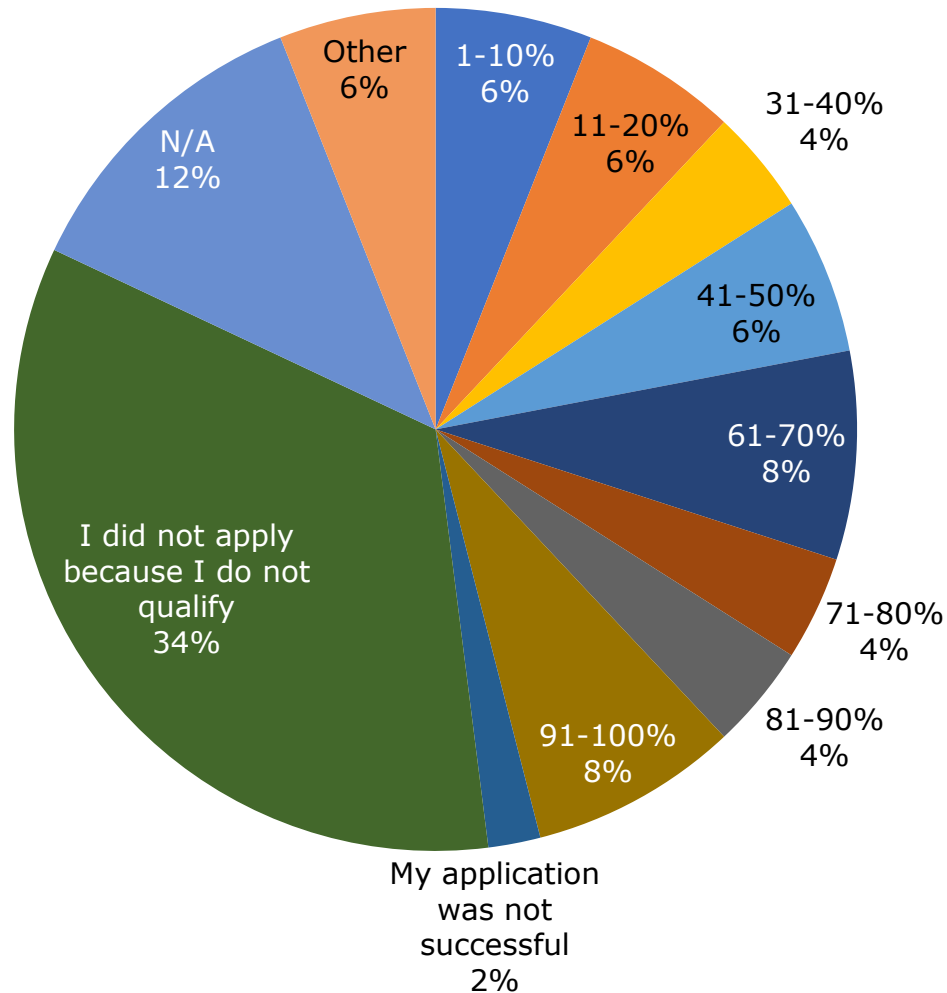


Has your Landlord applied for OCERCA	Value	%
Yes	9	18.00%
No	7	14.00%
I do not qualify	7	14.00%
I do not have a commercial lease	23	46.00%
Other	4	8.00%



# Please indicate what percentage of your workforce you were able to sustain with the Canadian Emergency Wage Subsidy (CEWS)?

## CEWS



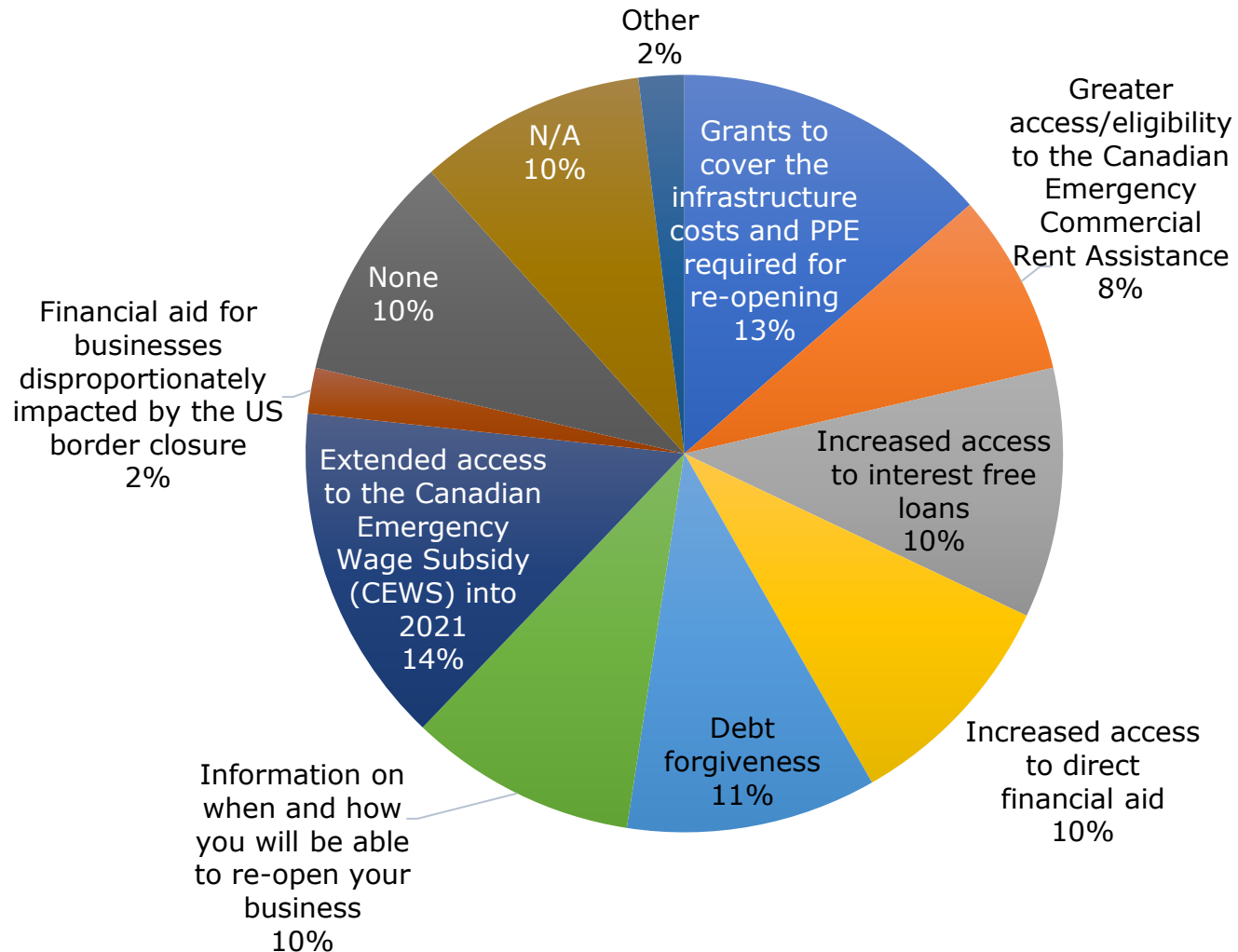
Percentage of your workforce you were able to sustain with CEWS	Value	%
1-10%	3	6.00%
11-20%	3	6.00%
21-30%	0	0.00%
31-40%	2	4.00%
41-50%	3	6.00%
51-60%	0	0.00%
61-70%	4	8.00%
71-80%	2	4.00%
81-90%	2	4.00%
91-100%	4	8.00%
My application was not successful	1	2.00%
I did not apply because I do not qualify	17	34.00%
N/A	6	12.00%
Other	3	6.00%





# What other forms of aid/resources do you require during COVID-19? Select all that apply

## Other forms of aid

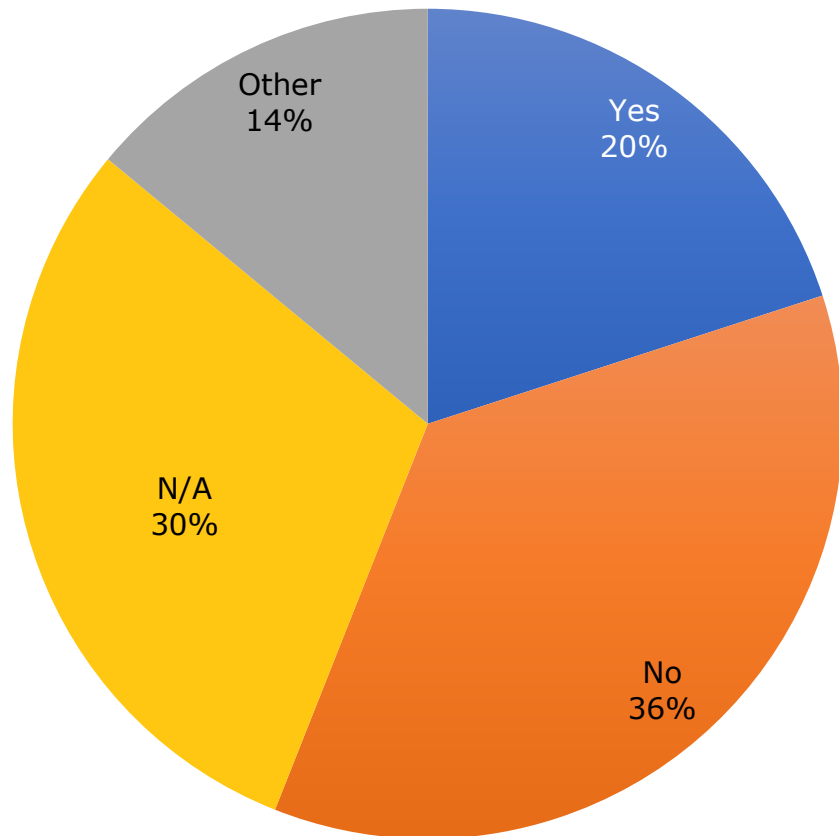


Other forms of aid/resources required Select all that apply	Value	%	% of Total Surveys
Grants to cover the infrastructure costs and PPE required for re-opening	14	13.59%	28.00%
Greater access/eligibility to the Canadian Emergency Commercial Rent Assistance	8	7.77%	16.00%
Increased access to interest free loans	11	10.68%	22.00%
Increased access to direct financial aid	10	9.71%	20.00%
Debt forgiveness	11	10.68%	22.00%
Information on when and how you will be able to re-open your business	10	9.71%	20.00%
Extended access to the Canadian Emergency Wage Subsidy (CEWS) into 2021	15	14.56%	30.00%
Financial aid for businesses disproportionately impacted by the US border closure	2	1.94%	4.00%
None	10	9.71%	20.00%
N/A	10	9.71%	20.00%
Other	2	1.94%	4.00%



# Is the current COVID-19 Government aid sufficient to ensure that your tourism operation will remain economically viable?

## Government aid



Is the Government aid enough	Value	%
Yes	10	20.00%
No	18	36.00%
N/A	15	30.00%
Other	7	14.00%